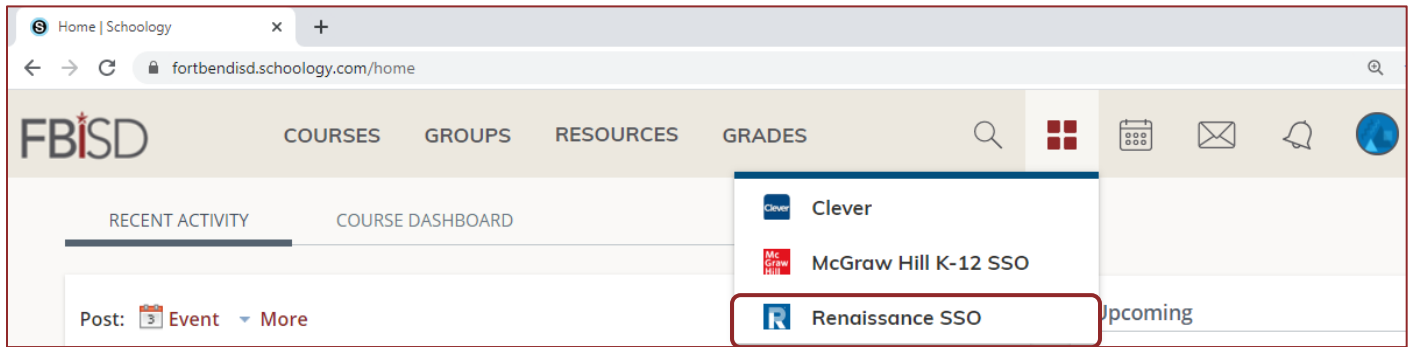


Accessing Renaissance

Access the Renaissance platform through Schoology. Launch the Schoology App Center by clicking the 4 box window-pane at the top of the screen, and select Renaissance SSO.

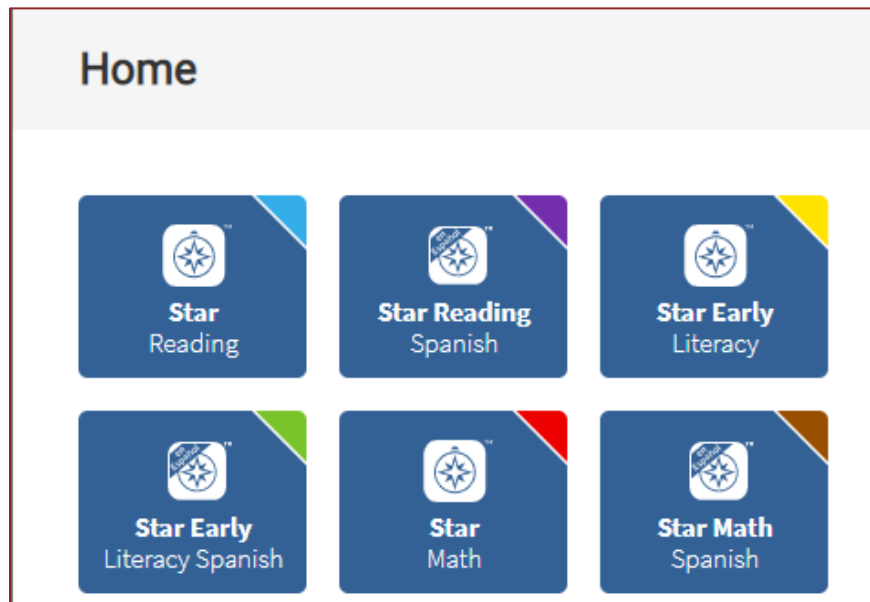
Renaissance will open in a new browser window and log the student in automatically.



Select the Star Assessment Tile

Renaissance offers 3 different Star assessments, each in English and Spanish. Please partner with your child's teacher to know which assessment or assessments are right for your child.

To begin an assessment, students will select the appropriate Star Reading tile.



Sample Assessment Item

This is a sample of what a question screen will look like during a Star assessment. This example is from a math assessment. Please note that each child's exact assessment questions will be different.

1 Stop Test

$2 + 3 = \underline{\quad}$

- A 2
- B 3
- C 4
- D not given

Calculators and Formula Reference Sheets

When taking Renaissance Star Math, students can use paper and pencil to work out the questions.

Some algebra and geometry questions will have an on-screen calculator and an onscreen formula reference sheet that students can use to answer the questions. If no calculator appears on the screen, students should not use a calculator.

9/34 Jason Bell Stop Test

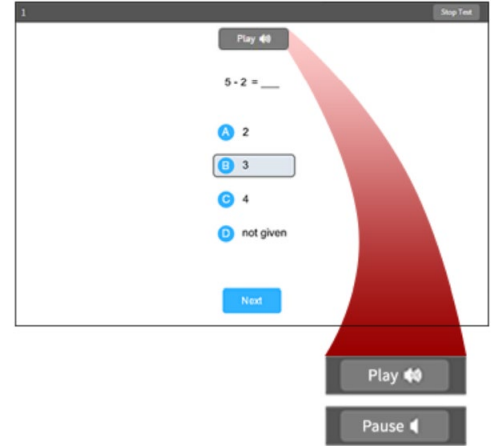
The surface area of a right prism is 250 cm^2 .
The area of its square base is 25 cm^2 .
What is the height of the prism?

- A 10 cm
- B 20 cm
- C 8 cm
- D 15 cm

Rectangular Prism	$S.A. = 2(lw + wh + hl)$
Right Prism	$S.A. = Ph + 2B$
Cylinder	$2\pi r^2 + 2\pi rh$ $V = \pi r^2 h$
Cone	$S.A. = \pi r^2 + \pi r l$ $V = \frac{1}{3} \pi r^2 h$
Pyramid	$S.A. = \frac{p l}{2} + B$ $V = \frac{1}{3} B h$
Sphere	$S.A. = 4\pi r^2$ $V = \frac{4}{3} \pi r^3$

Audio Controls

Some students will see a button to play audio while taking the assessments. When that is the case, a play button control will appear in the upper part of the screen that they can use to pause, resume, or replay the audio for the current question.



Selecting Responses

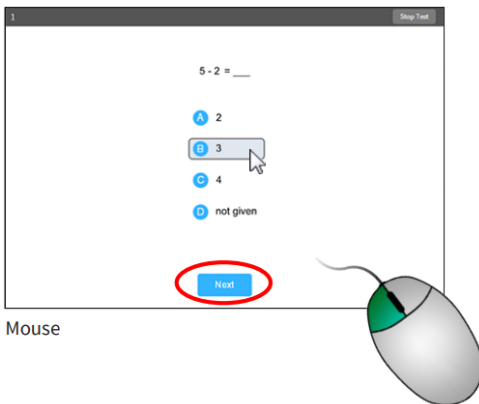
Students can select answers using their keyboard, mouse, trackpad, or a touch screen.

To answer with the keyboard, press the letter that matches the letter of the answer choice. Then, enter the answer choice by pressing Enter or return.



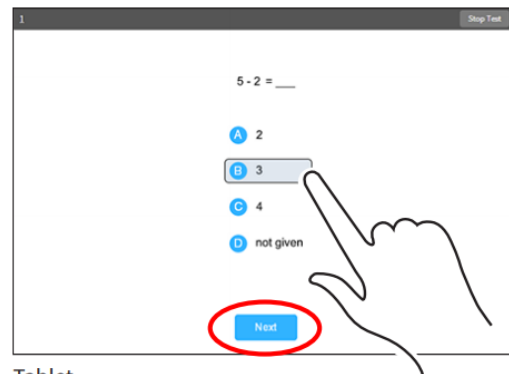
Keyboard

To answer with the mouse, click on the answer choice using the left mouse button. Then, enter the answer choice by clicking Next on the screen.



Mouse

On a tablet, tap the answer choice. Then, enter the answer choice by tapping Next.

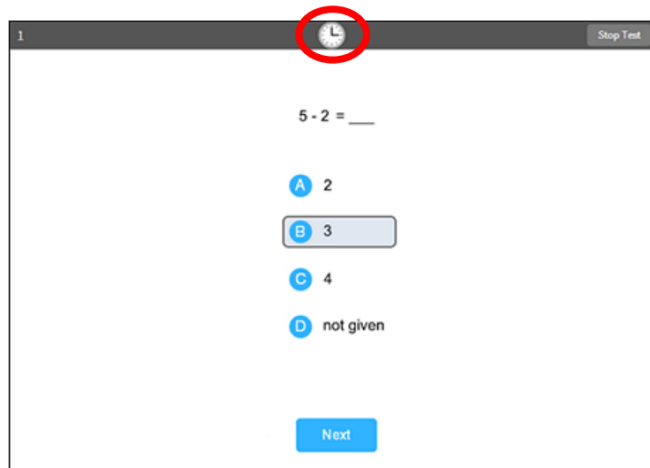


Tablet

Question Timer

Renaissance Star Assessment questions each have a time limit. If a picture of a clock appears at the top of the screen during the assessment, time is almost up for that question.

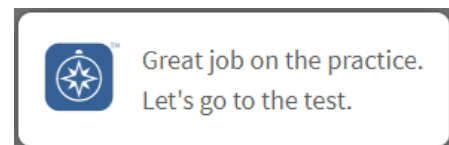
If a student does not choose an answer in time, they will see a message that says time is up for that question. The next question will come up in a few seconds.



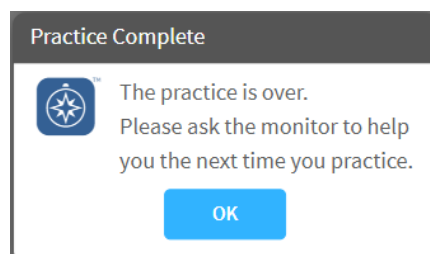
Practice Questions

Before the assessment, students may be asked up to five practice questions. These practice questions appear the same as the real assessment. When the practice ends, one of two pop-ups will appear.

“Great job on the practice,” means the practice was successful, and the real assessment will start automatically. Students are encouraged to try their best on each question. Family members or teachers are not able to help students answer assessment questions.

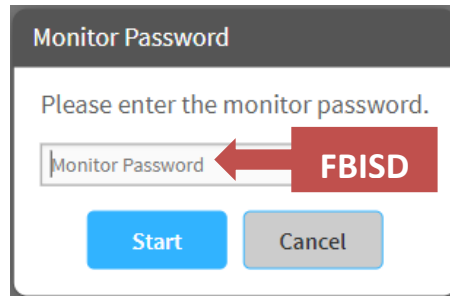


If the pop-up says “The practice is over, “ this means that the practice questions were not successful. Students are able re-attempt the assessment. Please let your child’s teacher know if the practice was not successful.



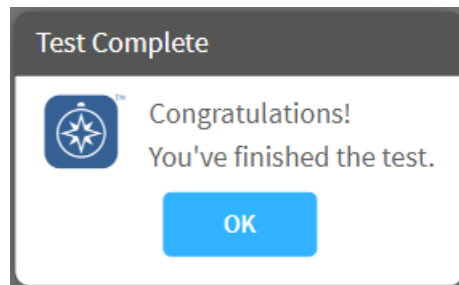
Monitor Password

If a Renaissance Star assessment prompts for a monitor password, enter FBISD. Note that this is case-sensitive and should be entered in all capitals.



Completing the Assessment

When the assessment is complete, students will see a pop-up alert that tells them they have finished the test. Once they click "OK" they will be returned to their Renaissance home screen.



If the student has more than one assessment to take, we recommend that they take a break between assessments.

Questions

If you have questions about navigating Renaissance or which assessments are right for your child, please contact their teacher.