

Quick Setup Guide

Click the device you would like to set up.






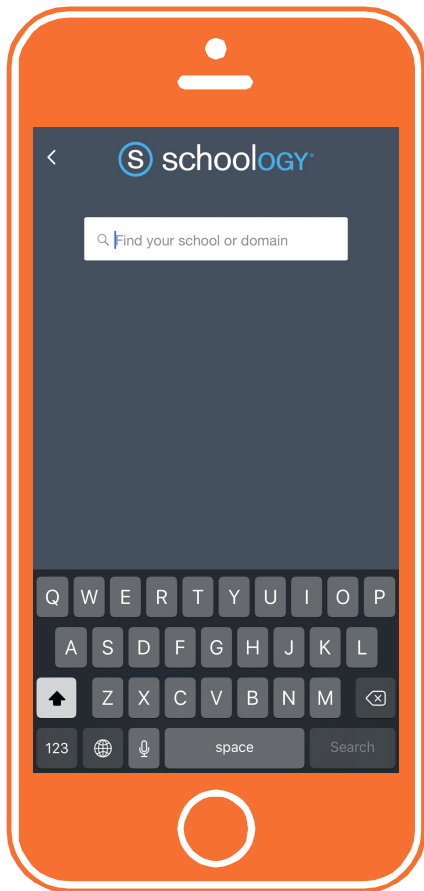
schoology®

Quick Setup Guide

Schoology App



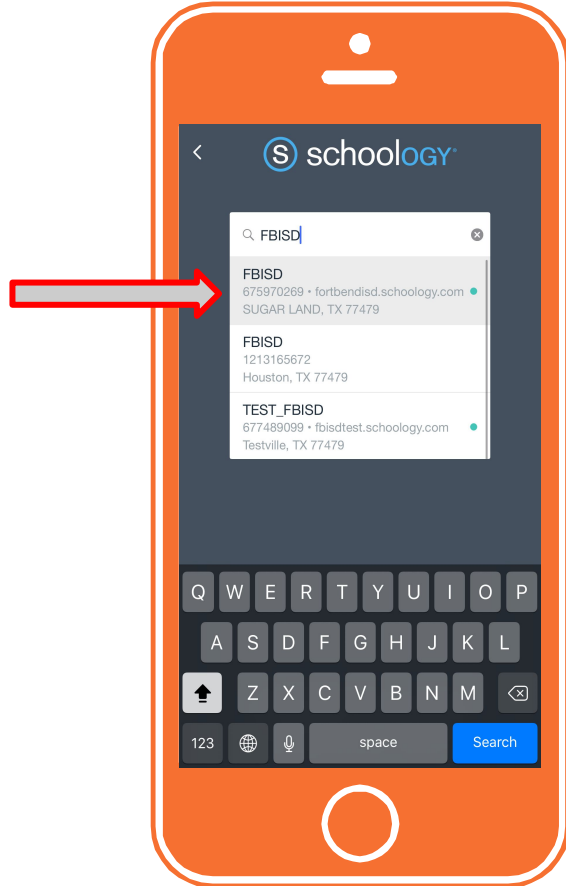
Schoology Setup for Fort Bend ISD Students



Step 1

Download Schoology app from Apple App Store or Google Play. When you open the app, you should see this screen.

Schoology Setup for Fort Bend ISD Students

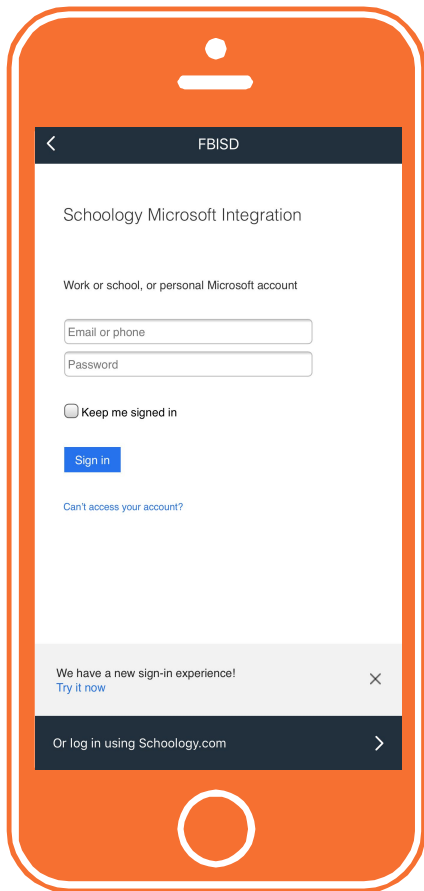


Step 2

Type **FBISD** to search. Select the FBISD with Sugar Land as the location.

CAUTION:
**DO NOT TYPE “CLEMENTS HIGH SCHOOL”
OR “FORT BEND ISD”.**

Schoology Setup for Fort Bend ISD Students



Step 3

You will be redirected to this **SCHOLOGY MICROSOFT INTEGRATION** page to login.

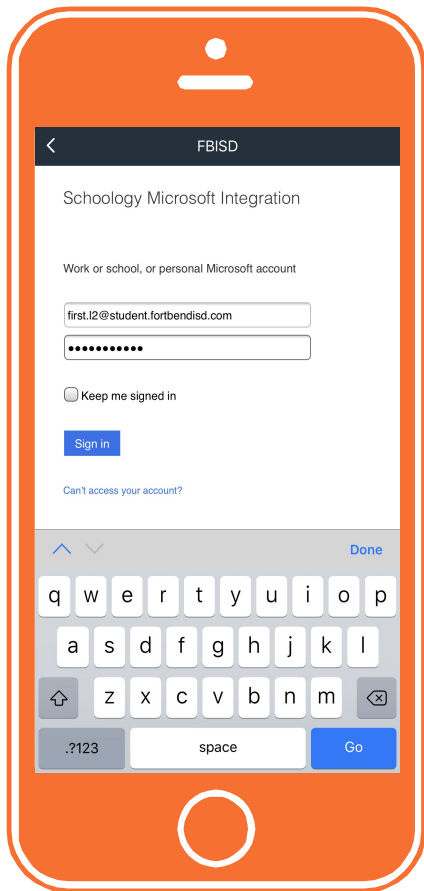
If you don't see this page, go back to previous step and make sure you choose the correct FBISD.

Enter your **district email address**. Your email address should look something like this:

xxxxxxx.x1@student.fortbendisd.com

Your **default password** is your computer login password. It should be 6-digits long.

Schoology Setup for Fort Bend ISD Students

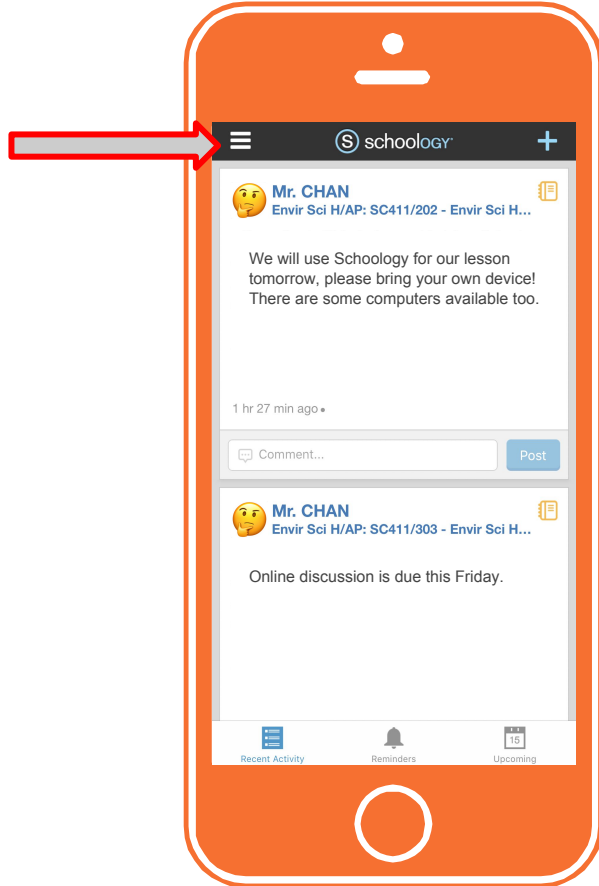


Step 4


After entering your email and password, click **SIGN IN**.

If you want the app to login automatically every time, click **KEEP ME SIGNED IN**.

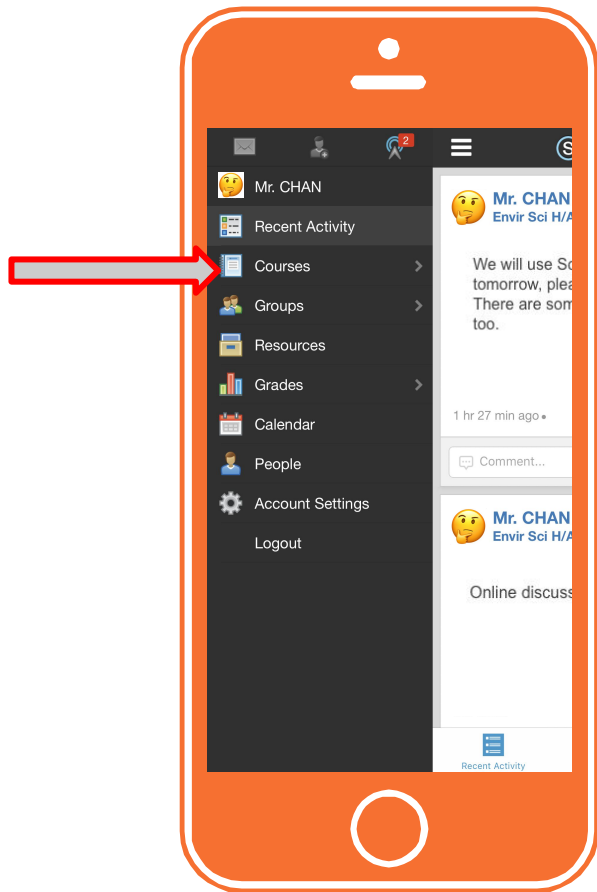
Schoology Setup for Fort Bend ISD Students



Step 5

Once you are logged in, click the Menu icon  at the left upper corner to access Schoology menu.

Schoology Setup for Fort Bend ISD Students



Step 5

Click **COURSES** to access your courses.

Quick Setup Guide

Access **Schoology** on
computer/tablet



Schoology Setup for Fort Bend ISD Students

Step 1

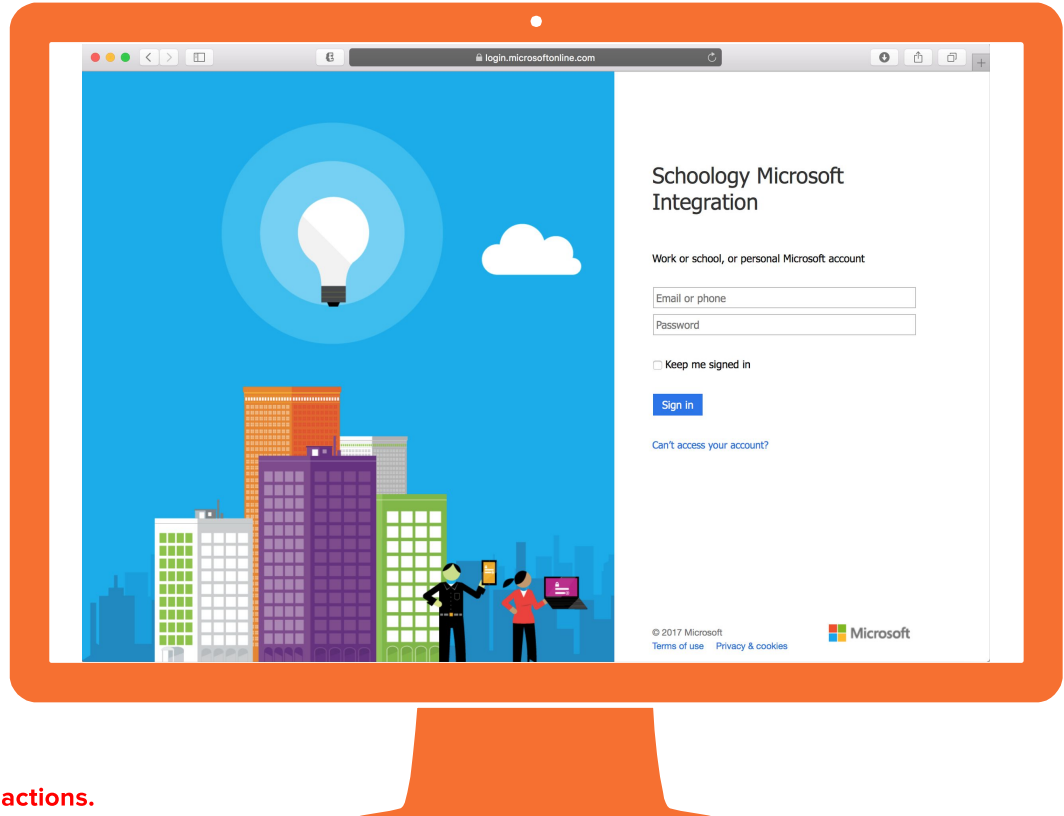
Go to this URL:

<http://fortbendisd.schoology.com>

**If your screen does not say
Schoology Microsoft Integration,
you probably typed your URL incorrectly.**

- ❌ <http://fortbend.schoology.com>
- ❌ <http://fbisd.schoology.com>
- ❌ <http://www.schoology.com>
- ❌ Search Schoology on Google and click the link from search results.

You will not be able to login if you do any of these four actions.



Schoology Setup for Fort Bend ISD Students

Step 2

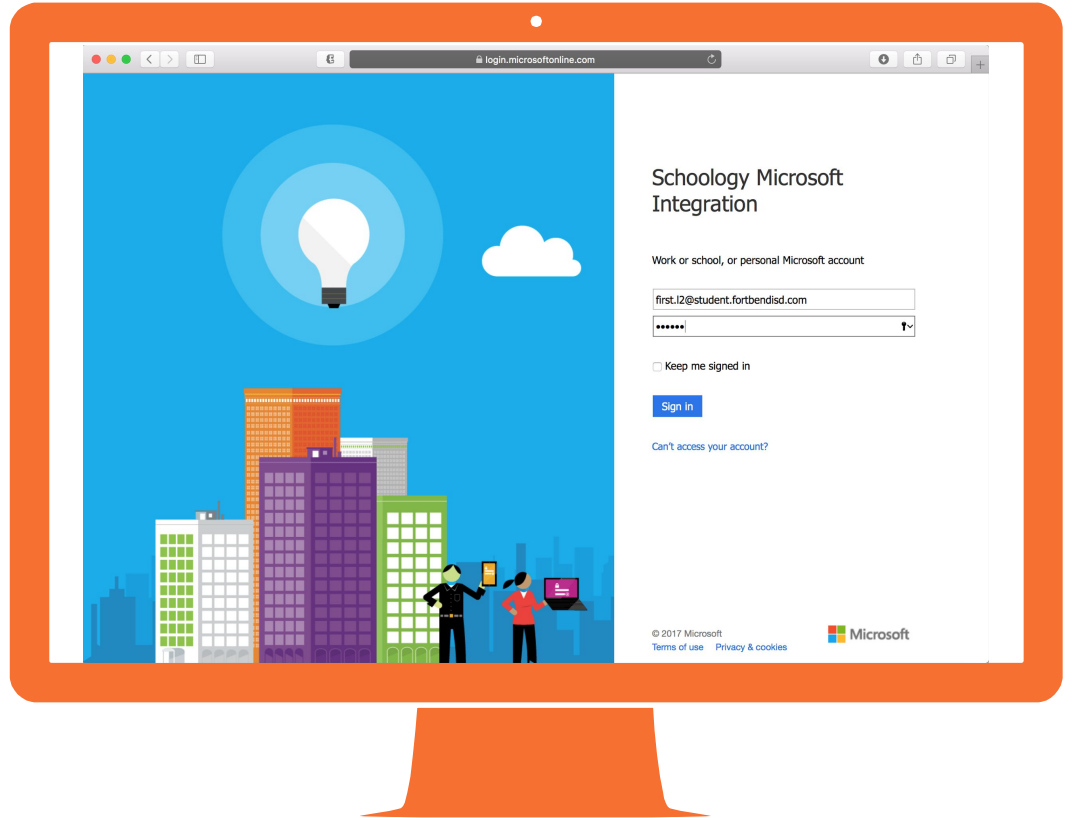
Enter your **district email address**. Your email address should look something like this:

xxxxxxx.x1@student.fortbendisd.com

Your **default password** is your computer login password. It should be 6-digits long.

After entering your email and password, click **SIGN IN**.

If you want the app to login automatically every time, click **KEEP ME SIGNED IN**.



Schoology Setup for Fort Bend ISD Students

Step 3

Click **COURSES** to browse the list of courses enrolled.

