




2015 Graduation



Graduation will begin promptly at 10:30 a.m. on Saturday—June 6, 2015 at the Toyota Center—Graduates must arrive at 9:30 a.m.

Time for Graduates

- ✓ Arrive at the Toyota Center at **9:30 a.m.** Allow yourself plenty of time for travel. (see map) **BE ON TIME!!!**
- ✓ Parking in the parking garage will be **\$10**. Surface lots range from \$10 to \$15.
- ✓ Students will enter through the Bell Street entrance. (Bell Street is a main entrance located on the south-side of the arena directly across from the garage.)
- ✓ This entrance is for **graduates only**, not guests!
- ✓ Parents will **NOT** be allowed to enter on Bell Street.

Graduate Dress Code

- ✓ Boys **MUST** be clean-shaven.
- ✓ No shorts, tennis shoes, flip flops, thong sandals, sunglasses or facial piercings of any kind are allowed.
- ✓ Water bottles, coffee, drinks, etc. will not be allowed.
- ✓ Arrive with your cap and gown draped on your arm.
- ✓ Do **NOT** attach any extra items to your cap.
- ✓ Do **NOT** bring cameras, purses, backpacks, etc.
- ✓ **You will not be allowed to take anything on the floor! Therefore, leave all personal belongings at home or with your parents.**

Where Graduates Go

- ✓ **Mr. Andrus, Mr. Sellers, Mr. Irvin & Mr. Stade** will be located inside the Bell Street entrance. They will check to make sure you are in dress code and that you do not have any personal belongings with you.
- ✓ You will then be directed to go through a door and down the stairs. Make sure you have your row/seat assignment card so once you get to the backstage area, you can proceed to your assigned seat.
- ✓ A sponsor will be available at the beginning and end of each row to assist you.
 - ⊗ Sections 101 and 102 are on the right side.
 - ⊗ Sections 125 and 126 are on the right side.

Picking Up Diplomas

- ✓ Diplomas will be available for pick up on the KHS campus from June 24 - August 7. All fines must be cleared.

Processional

- ✓ Last minute instructions will be given at **10:10 a.m.**
- ✓ The procession begins promptly at **10:30 a.m.**
- ✓ Remain seated until your row is directed to stand.
- ✓ Proceed through the curtain—don't leave gaps

Presentation of Diplomas

- ✓ Everyone must stand, turn to your right and follow the row leader to the stage. After you cross the stage, move your tassel to the left.
- ✓ Your picture will be taken twice; once after you receive your diploma cover and as you exit the stage.
- ✓ **Return to your seat.**
- ✓ Stay standing; until your row returns to their seats.

Recessional

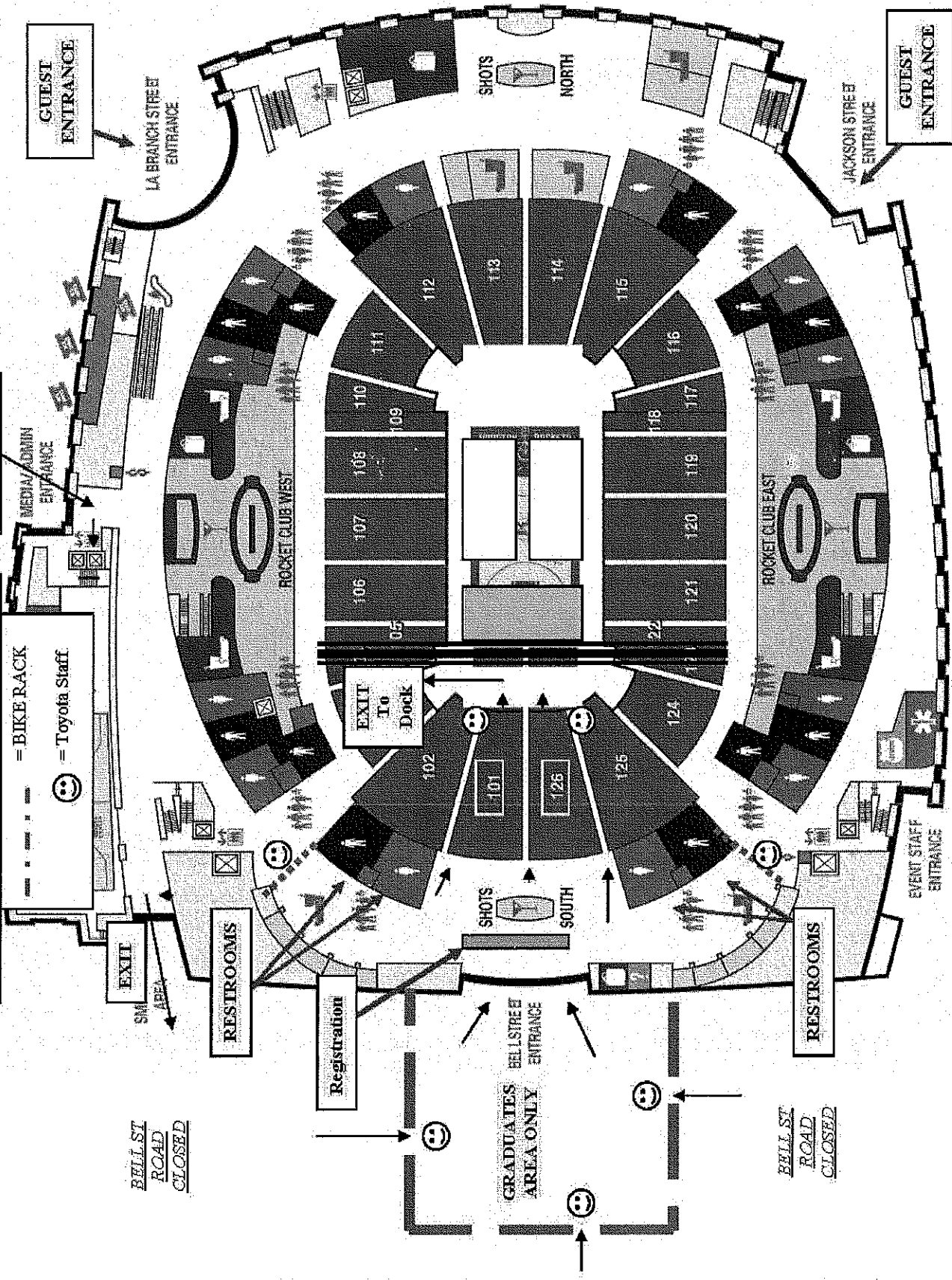
- ✓ After the ceremony, you will remain in your row until directed to leave the graduation area. You will exit behind the curtain through the right (west) side. You will then exit through the Bell Street Practice Court Door. You **MUST** exit and meet friends/family **out** of the arena area—**make meeting arrangements ahead of time.** You will not be able to go back to your seat.

Parents

- ✓ From Sugar Land, take Hwy 59 North. Take the Polk Street/Downtown exit. Proceed westbound on Polk.
- ✓ All guests will use the LaBranch Street and Jackson Street Entrances. (see concourse map on back) The entrance will open for guests approximately **30 minutes** before the ceremony.
- ✓ Handicapped parking is available in the parking garage on a first come first serve basis on the west side of the Toyota Center on Clay Street. There is a designated area for wheel chair access.
- ✓ After graduation, meet your student on Bell Street.
- ✓ Parents videotaping from tripods may only do so from handicapped seating locations. Hand-held videos may be used in all seating areas.
- ✓ All handbags are subject to be searched upon entry and no backpacks will be allowed.
- ✓ The Toyota Center will confiscate any laser pointers, air horns, or other noise-making devices and they will not be returned. **Helium balloons and flowers will not be allowed into the building.** Flowers may be purchased inside the Toyota Center.
- ✓ Please also notify your guests of these guidelines and restrictions.

Revised 05-18-15

FORT BEND GRADUATIONS MAP



G A R A G E

BELL ST
ROAD
CLOSED

BELL ST
ROAD
CLOSED

GUEST
ENTRANCE

GUEST
ENTRANCE

Fort Bend Staff
Entrance

MEDIA/ADMIN
ENTRANCE

JACKSON STREET
ENTRANCE

LA BRANCH STREET
ENTRANCE

ROCKET CLUB WEST

ROCKET CLUB EAST

EXIT
TO
Dock

RESTROOMS

RESTROOMS

Registration

GRADUATES
AREA ONLY

SHOTS
SOUTH

SHOTS
NORTH

EVENT STAFF
ENTRANCE

SM
AREA

BIKE RACK

Toyota Staff

HELPFUL INFORMATION & NUMBERS

CAPS & GOWNS: Purchase from Balfour
713-784-4990 or www.balfour.com

GRADUATION PHOTOGRAPHY:

Marc Nathan Photographers, Inc. will be capturing **every graduate** as they receive their diploma as well as a second "portrait" taken as they depart the stage. The GreenScreen image on the portrait allows you to choose you own background! All proofs will be online at www.gradphotonetwork.com, 5-7 days after the ceremony by using the password kempner2015. These are all graduates' proofs, not individual images.

In order to contact you directly with information to view your senior's specific images & avoid scrolling through all graduates, the photographer needs your current contact information **PRIOR TO GRADUATION!** Please send your email & mail address along with your senior's name to: grads@mnathanphoto.com. The subject line should read Kempner 2015.

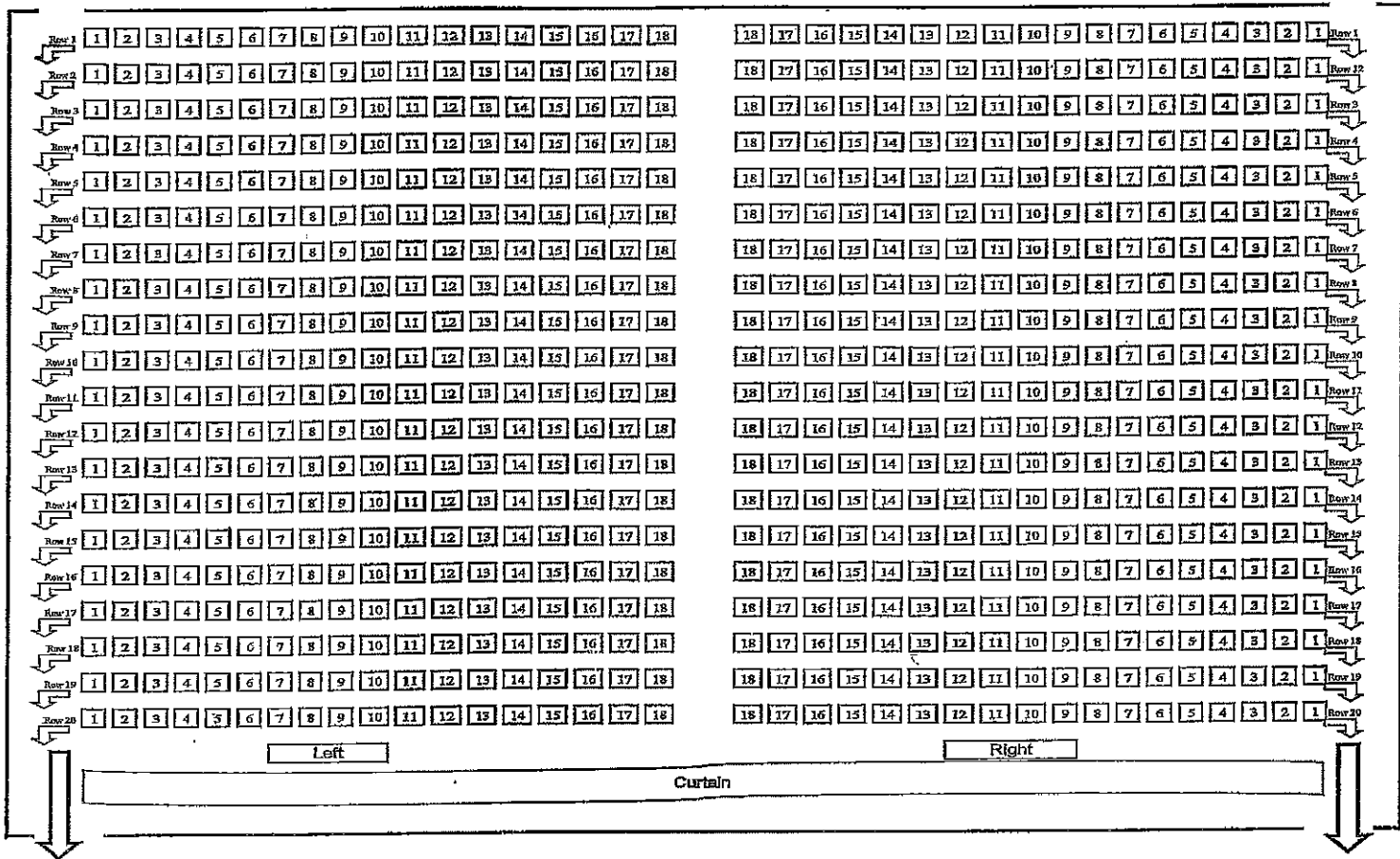
GRADUATION VIDEO: Purchase video from Star Digital Studios
281-690-4280
www.StarDigitalOrders.com

LIVE STREAMING: FBISD graduation ceremonies can be seen live at
<https://www.youtube.com/watch?v=ZwEldV4kaEQ>

PANORAMIC CLASS PICTURES: Purchase a class panoramic photo from Goldbeck Company
1-800-656-9289

DIPLOMAS: May be picked up from the KHS front office from June 24th to August 7th between 8:00 – 5:00

***** Bell Street Entrance *****
Graduation - Behind the Curtain at Toyota Center - #1



Graduation - Procession to Assigned Seats - #2

