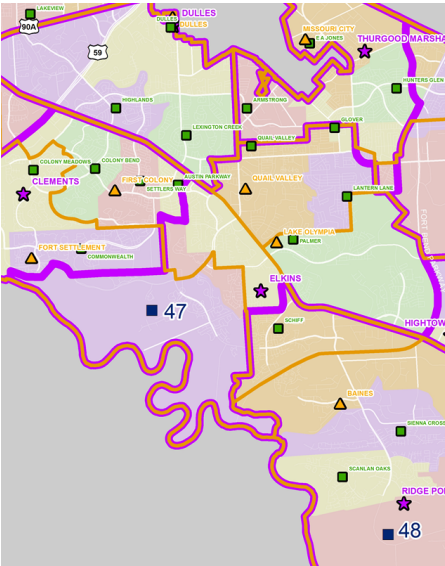
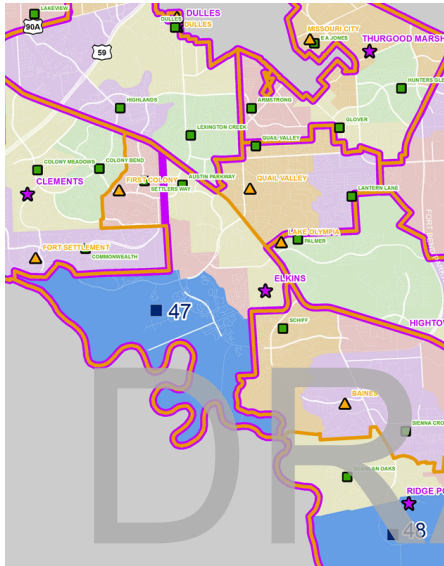


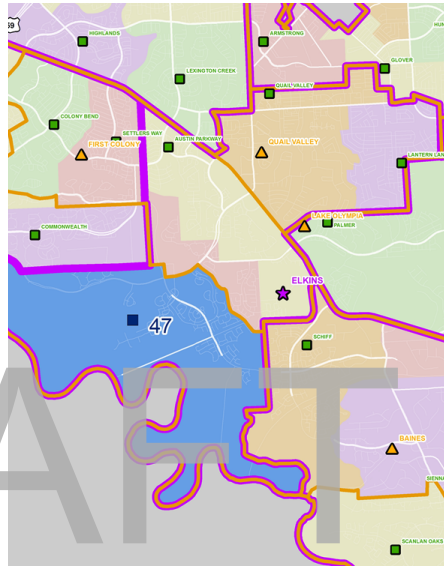
## Current Configuration



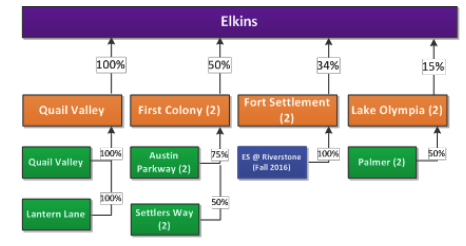
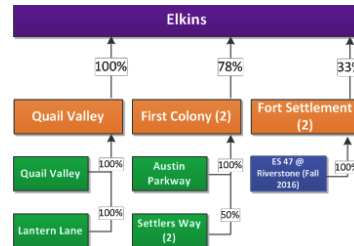
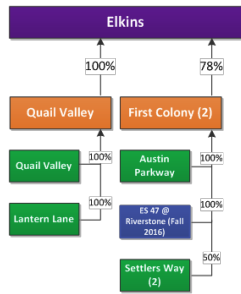
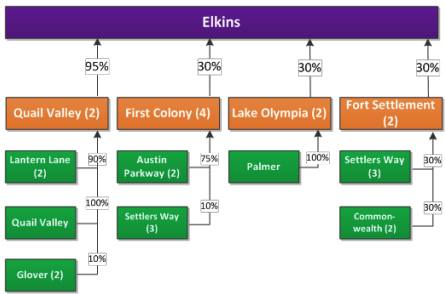
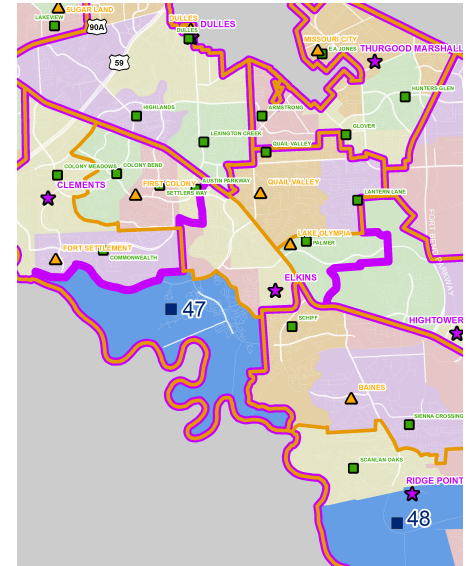
## Scenario A



## Scenario A (Alternate)

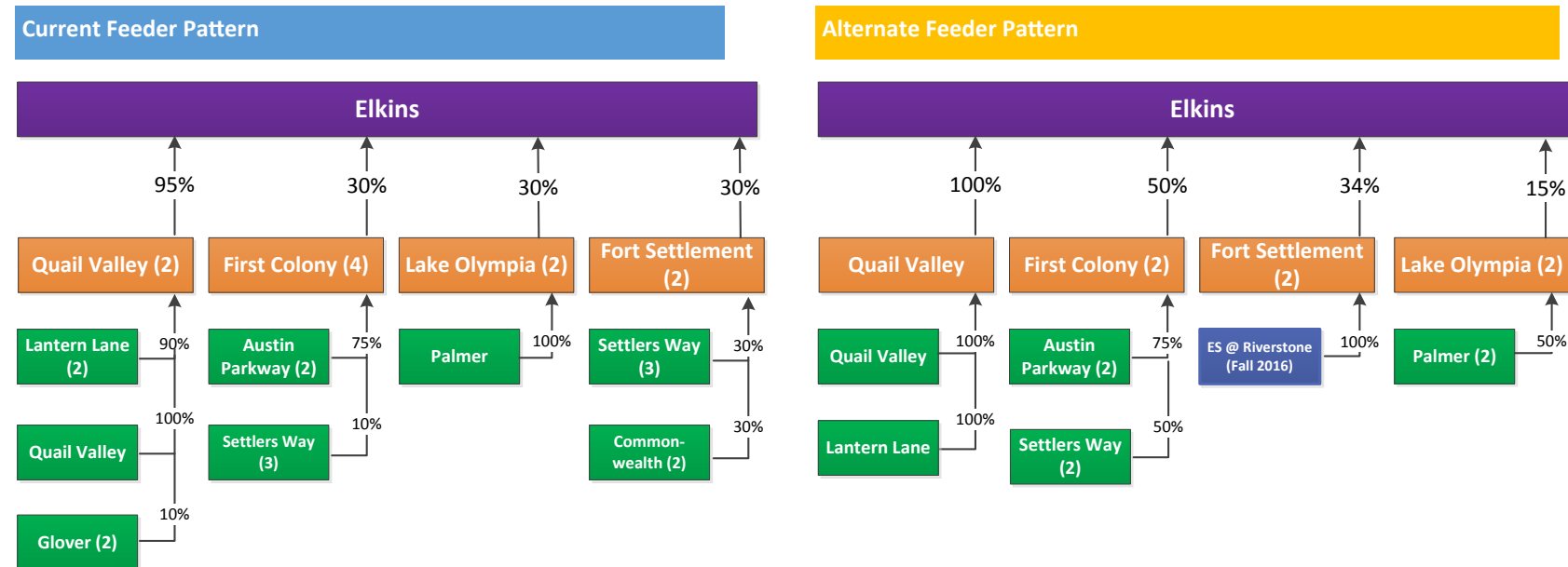


## Scenario B



# Fort Bend ISD: District-wide Feeder Pattern and Boundary Planning Process: Feeder Pattern Detail

## Scenario B



### Overview

Please note, the difference between this alternate scenario and the proposed scenario is as follows:

- Students assigned to ES 47 @ Riverstone may continue to attend Fort Settlement in this alternate.

This maintains a middle school split (Fort Settlement-> Clements / Elkins).

Elkins High School currently serves students from portions of four middle schools and seven elementary schools. Several of the feeding elementary schools are projected to be over the utilization threshold of 120% within the next five years. Due to observed and projected growth, a combination of new construction (ES 47 @ Riverstone), and additions (Palmer, First Colony) are on the current capital plan.

A significant amount of growth is projected to occur within current Commonwealth and Settlers Way boundaries over the next ten years. Please note that another additional elementary school may be required in the near future.

The proposed feeder pattern and associated boundary changes address the projected growth while moving in the direction of more aligned feeders.

Due to continued projected growth in the Elkins Feeder of the district, a portion of Palmer (Vicksburg) may be added to the Hightower feeder pattern decreasing utilization in Elkins.

DRAFT

### Implementation Strategy

#### Boundary Changes

- Commonwealth:** Boundary changes associated with ES#47 @ Riverstone (See Clements Feeder)
- ES 47 @ Riverstone:** New facility opens Fall 2016, scope to be determined

#### Feeder Changes

- Quail Valley MS may feed Elkins High School exclusively. Implementation may begin 2015-16.
- First Colony may only feed to Clements and Elkins high schools. Implementation may be feasible when the MS 15 @ Sienna South opens in 2017-18.
- Lake Olympia may continue to split between Elkins and Hightower, but with a smaller percentage coming to Elkins.

Key



Note: ( ) numbers in parentheses indicate the number of schools each school will split into at the next grade level. The percentages next to each facility indicate the percentage of that school which feeds to the next grade level in that feeder pattern. An elementary will show as a split to middle school if it feeds into one middle school and then splits at the high school level.

Facility	Capital Action	Current Boundaries and Feeders										Proposed Boundaries and Feeders										Facility				
		Capacity				Projected Enrollment					Projected Utilization					Projected Enrollment					Projected Utilization					
		2014-15	2015-16	2016-17	2017-18	2014-15	2015-16	2016-17	2017-18	2018-19	2014-15	2015-16	2016-17	2017-18	2018-19	2014-15	2015-16	2016-17	2017-18	2018-19	2014-15		2015-16	2016-17	2017-18	2018-19
Austin Parkway		821	821	821	821	724	713	720	712	697	88%	87%	88%	87%	85%	812	801	806	797	780	99%	98%	98%	97%	95%	Austin Parkway
Commonwealth		743	743	743	743	1,201	1,461	1,624	1,717	1,765	162%	197%	219%	231%	238%	See Clements Feeder Pattern										Commonwealth
ES @ Riverstone (ES 47)	Opens Fall 2016	1,200	1,200	1,200	1,200	Opens Fall 2016										618	864	1,024	1,122	1,181	52%	72%	85%	94%	98%	ES @ Riverstone (ES 47)
Glover		769	769	769	769	543	534	527	524	524	71%	69%	69%	68%	68%	See Marshall Feeder Pattern										Glover
Lantern Lane		610	610	610	610	570	571	564	559	551	93%	94%	92%	92%	90%	570	571	564	559	551	93%	94%	92%	92%	90%	Lantern Lane
Palmer	Addition opens Fall 2017 (200 seats)	660	660	660	860	604	618	670	749	867	92%	94%	102%	87%	101%	604	618	670	749	867	92%	94%	102%	87%	101%	Palmer
Quail Valley		644	644	644	644	576	561	559	556	547	89%	87%	87%	86%	85%	576	561	559	556	547	89%	87%	87%	86%	85%	Quail Valley
Settlers Way		731	731	731	731	788	859	915	957	992	108%	118%	125%	131%	136%	700	771	829	872	909	96%	105%	113%	119%	124%	Settlers Way
First Colony	Addition opens Fall 2017 (200 seats)	1,198	1,198	1,198	1,398	1,359	1,305	1,332	1,332	1,341	113%	109%	111%	95%	96%	1,174	1,160	1,185	1,185	1,190	98%	97%	99%	85%	85%	First Colony
Fort Settlement		1,399	1,399	1,399	1,399	1,155	1,228	1,314	1,314	1,325	83%	88%	94%	94%	95%	1,006	1,052	1,129	1,129	1,139	72%	75%	81%	81%	81%	Fort Settlement
Lake Olympia		1,411	1,411	1,411	1,411	1,340	1,339	1,391	1,391	1,421	95%	95%	99%	99%	101%	1,360	1,372	1,440	1,440	1,476	96%	97%	102%	102%	105%	Lake Olympia
Quail Valley		1,555	1,555	1,555	1,555	680	646	641	641	638	44%	42%	41%	41%	41%	660	624	620	620	617	42%	40%	40%	40%	40%	Quail Valley
Elkins		2,434	2,434	2,434	2,434	2,431	2,504	2,551	2,652	2,652	100%	103%	105%	109%	109%	2,137	2,196	2,234	2,293	2,293	88%	90%	92%	94%	94%	Elkins

### Scenario B

Note: Per FBISD Policy FC (LOCAL), adequate utilization percentages are not shaded, over utilized (> 120%) are symbolized in light red, under-utilized (< 80%) are symbolized in light blue.

(LOCAL), adequate utilization percentages are not shaded, over utilized (> 120%) are symbolized in light red, under-utilized (< 80%) are symbolized in light blue.

All proposed enrollment and utilization figures are theoretical and based on immediate implementation, actual scope and timelines are to be determined.