



# 2022-23 Fort Bend ISD Annual Public Hearing

Monday, March 25, 2024



# 2022-23 District Annual Report



## Agenda

**INSPIRE. EQUIP. IMAGINE.**



- Annual Report Purpose & Requirements
- Overview of the 8 Sections:
  1. 2022-23 Texas Academic Performance Report (PDF TAPR)
  2. PEIMS Financial Standard Report (2021-22 Financial Actual Report)
  3. 2022-23 District Accreditation Status \*\*
  4. Campus Performance Objectives
  5. Report on Violent or Criminal Incidents on Campuses
  6. Student Performance in Postsecondary Institutions
  7. HB3 Goals & District/Campus Progress on Board Adopted Goals/Objectives
  8. 2022-23 TAPR Glossary
- Questions/Public Comment

*\*\*Not Available for 2022-23 Annual Report*

# 2022-23 District Annual Report



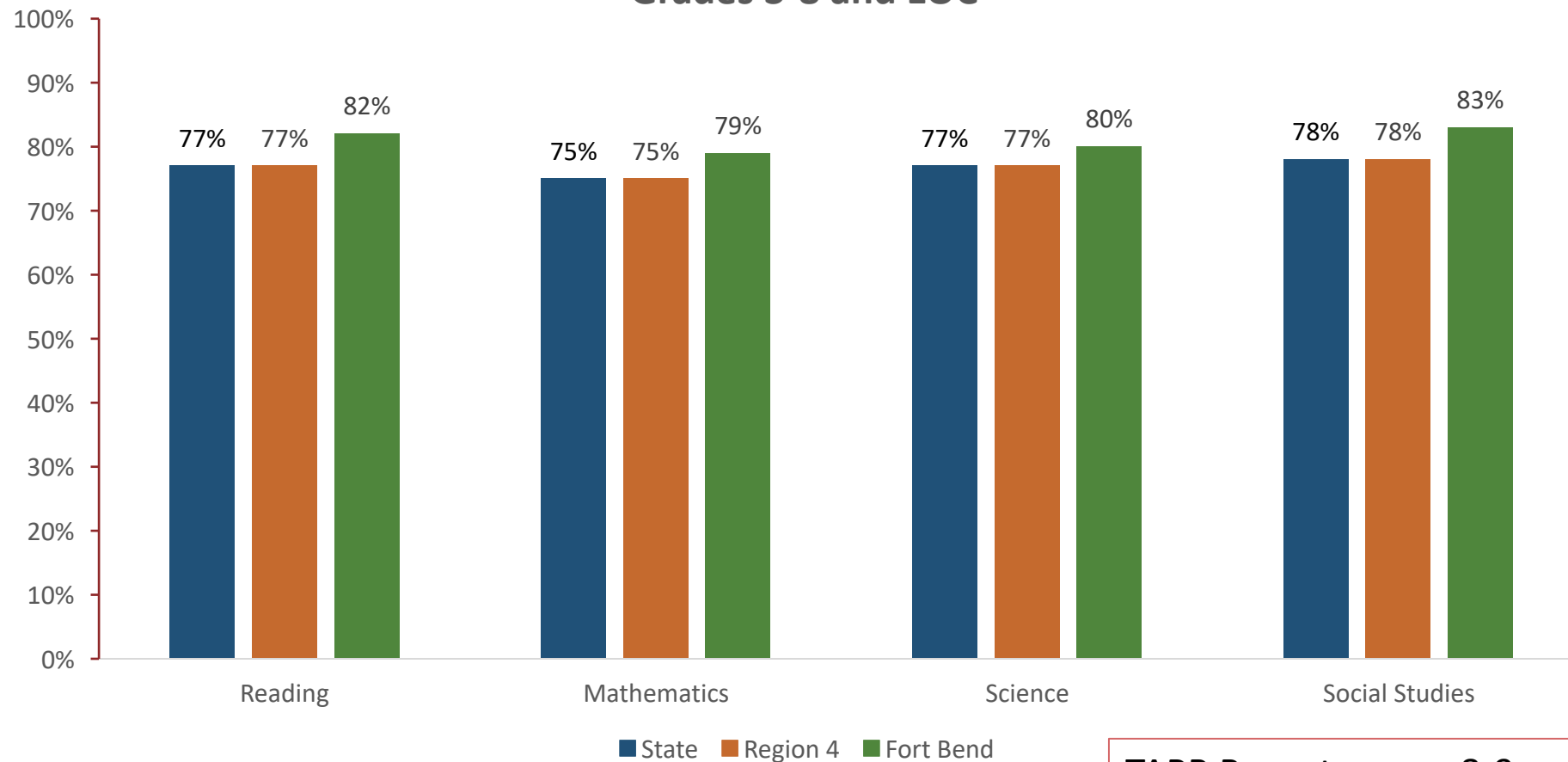
- The Annual Report is the “**final**” report on the 2022-23 school year.
- TAPR is traditionally issued after accountability ratings are released. The issuance of 2023 *A–F* ratings under the final 2023 rule is pending.
- TAPR was released to districts and the public on December 19, 2023.
- The data being reported in the 2022-23 Annual Report are not new, but it is the only place that compiles all of the data.

# Section 1

## 2022-23 Texas Academic Performance Report (TAPR)

### 2022-23 STAAR Approaches Grade Level or Above

Grades 3-8 and EOC



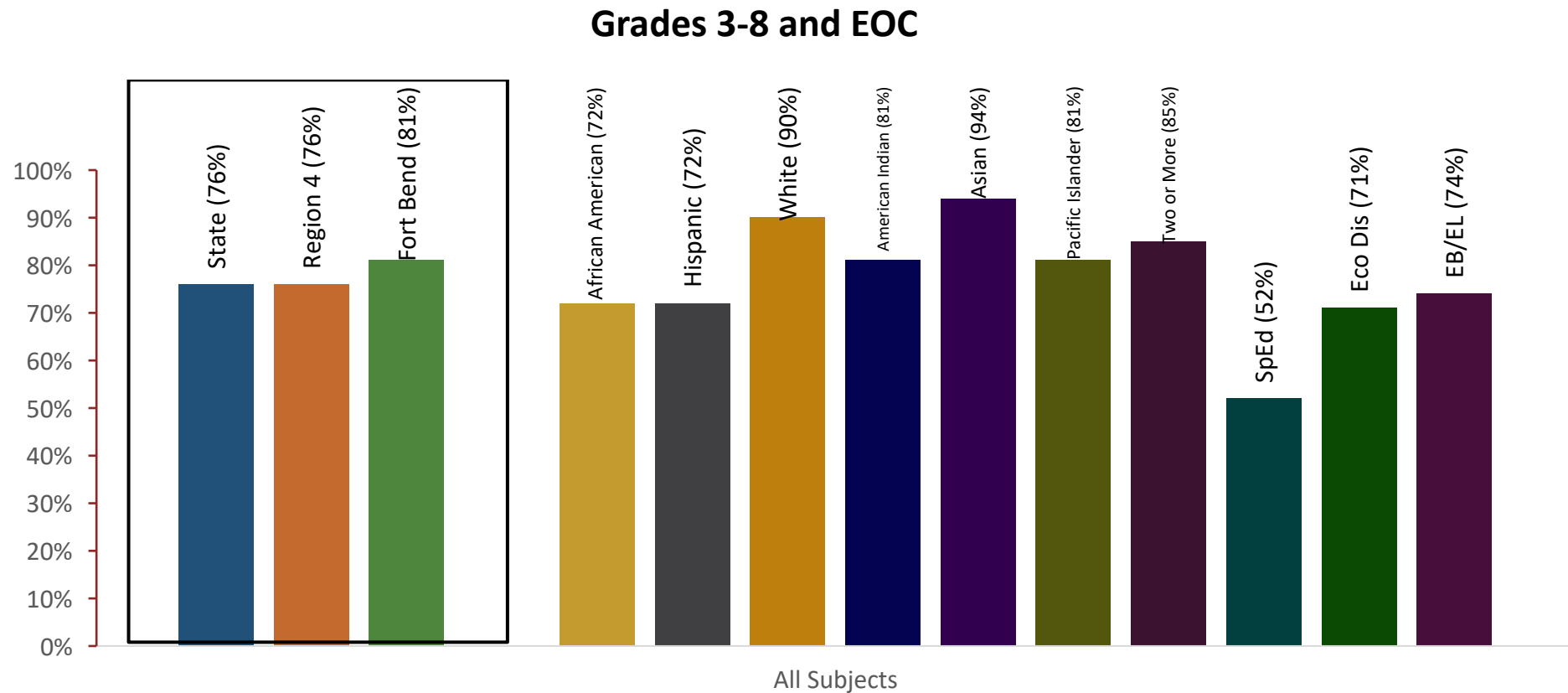
TAPR Report: pages 8-9



# Section 1

## 2022-23 Texas Academic Performance Report (TAPR)

### 2022-23 STAAR Approaches Grade Level or Above by Student Group

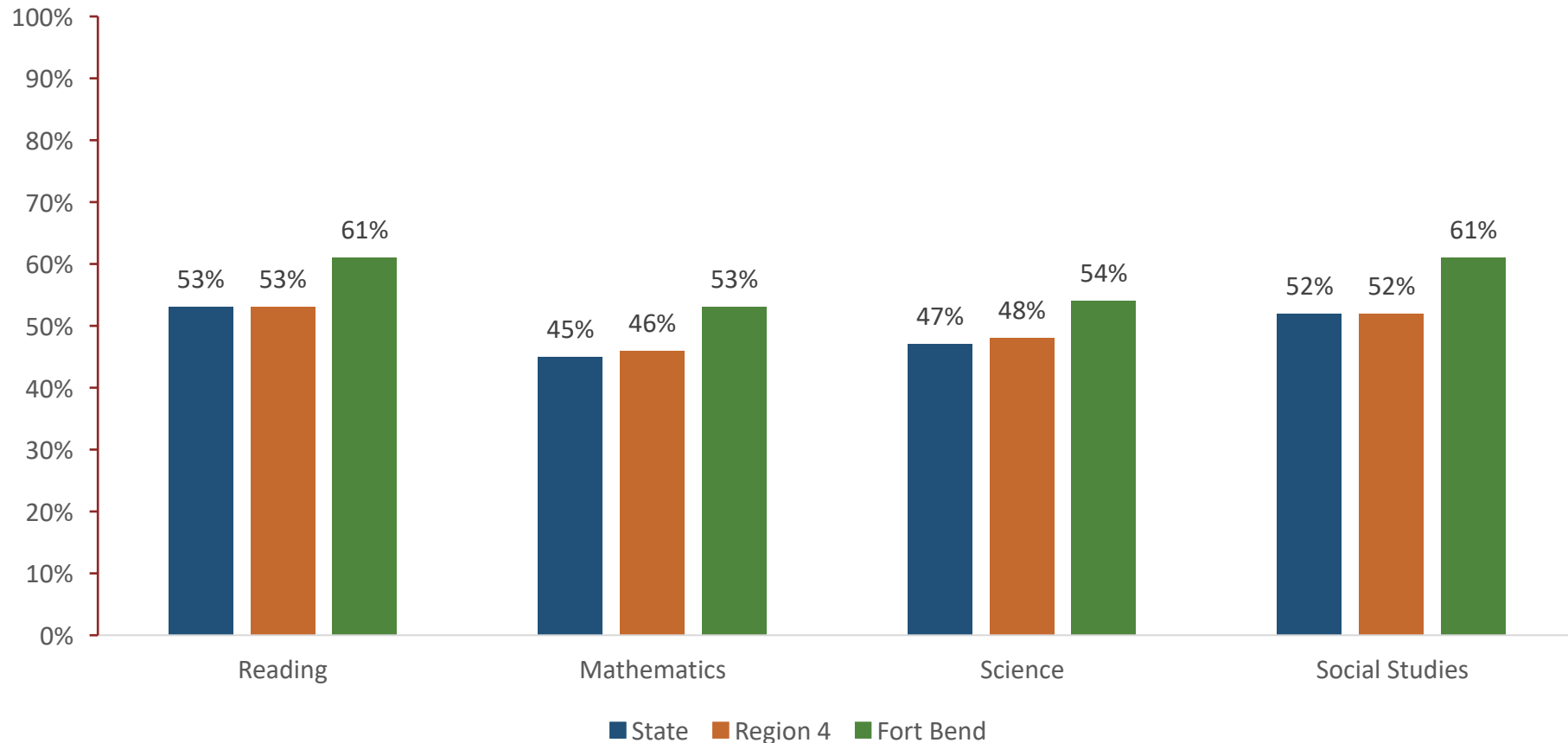


# Section 1

## 2022-23 Texas Academic Performance Report (TAPR)

### 2022-23 STAAR MEETS GRADE LEVEL OR ABOVE

#### Grades 3-8 and EOC

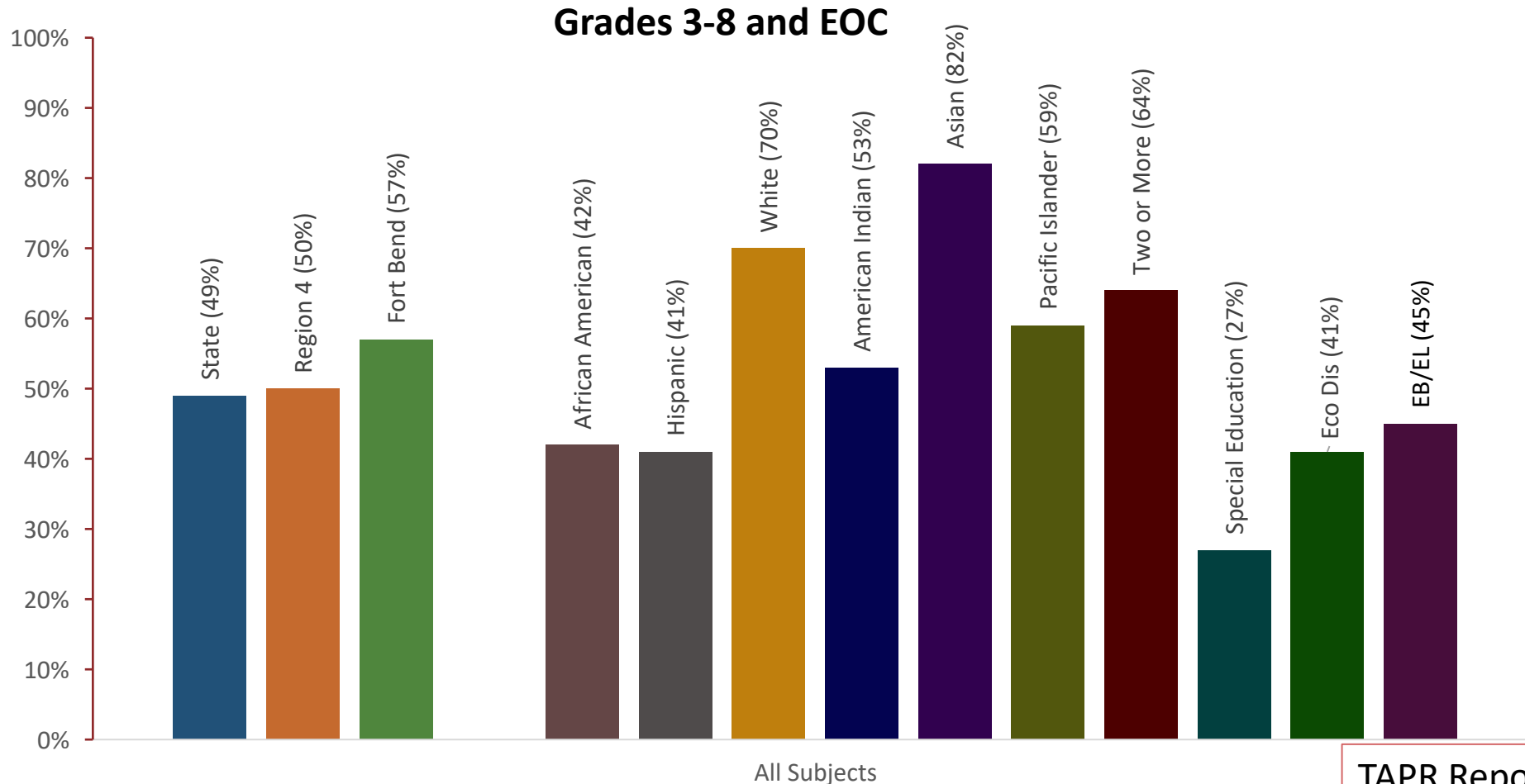




# Section 1

## 2022-23 Texas Academic Performance Report (TAPR)

### 2022-23 STAAR MEETS GRADE LEVEL OR ABOVE by Student Group

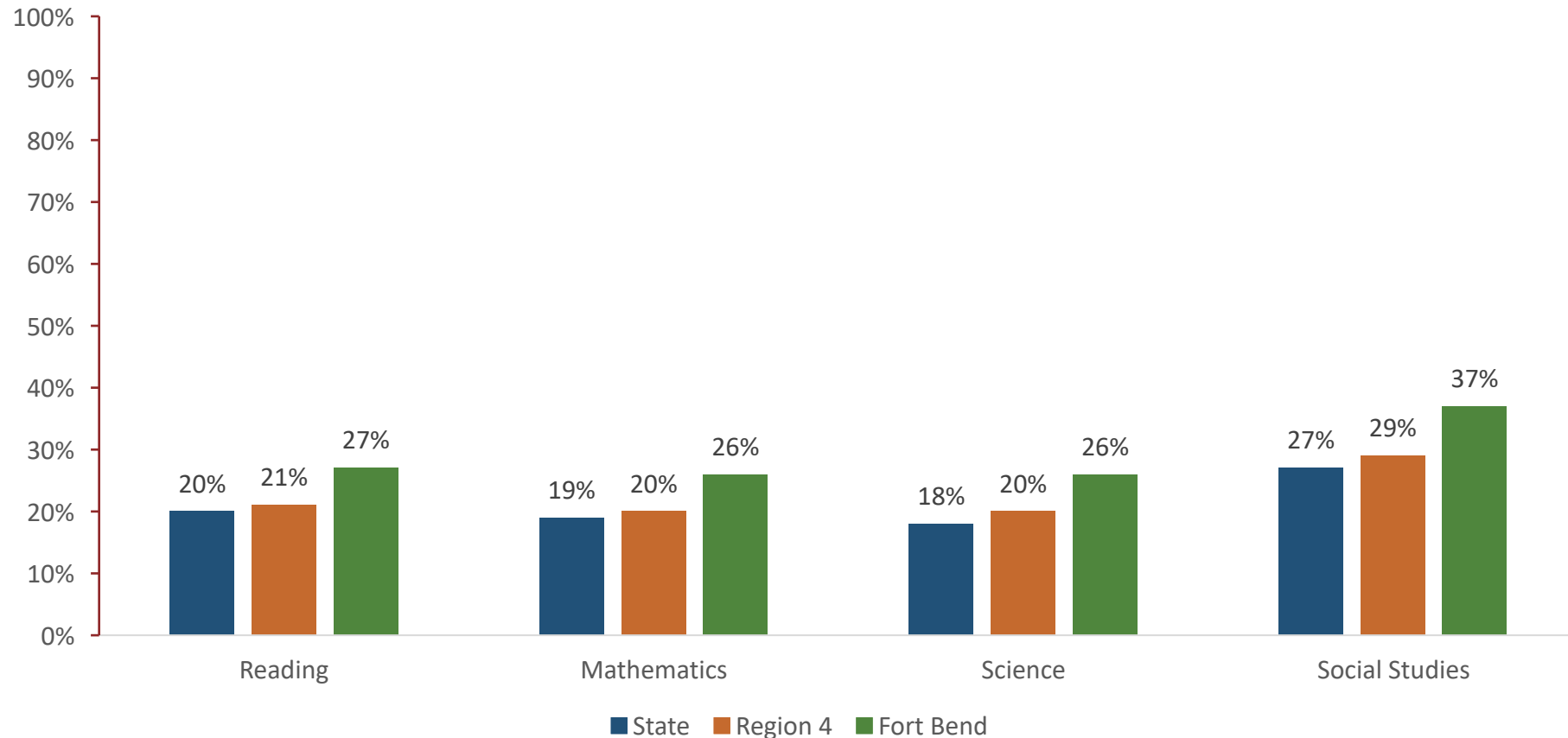


# Section 1

## 2022-23 Texas Academic Performance Report (TAPR)

### 2022-23 STAAR MASTERS GRADE LEVEL

#### Grades 3-8 and EOC



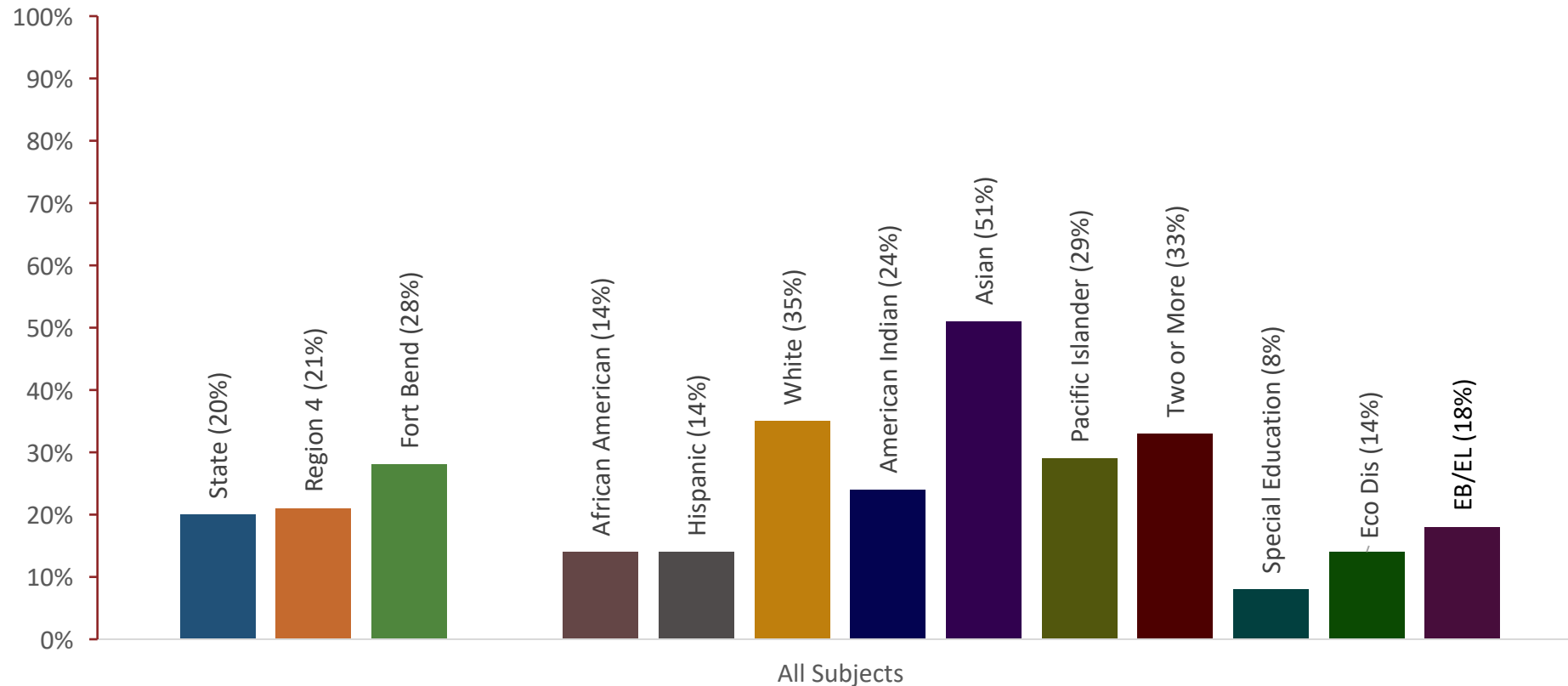


# Section 1

## 2022-23 Texas Academic Performance Report (TAPR)

### 2022-23 STAAR MASTERS GRADE LEVEL by Student Group

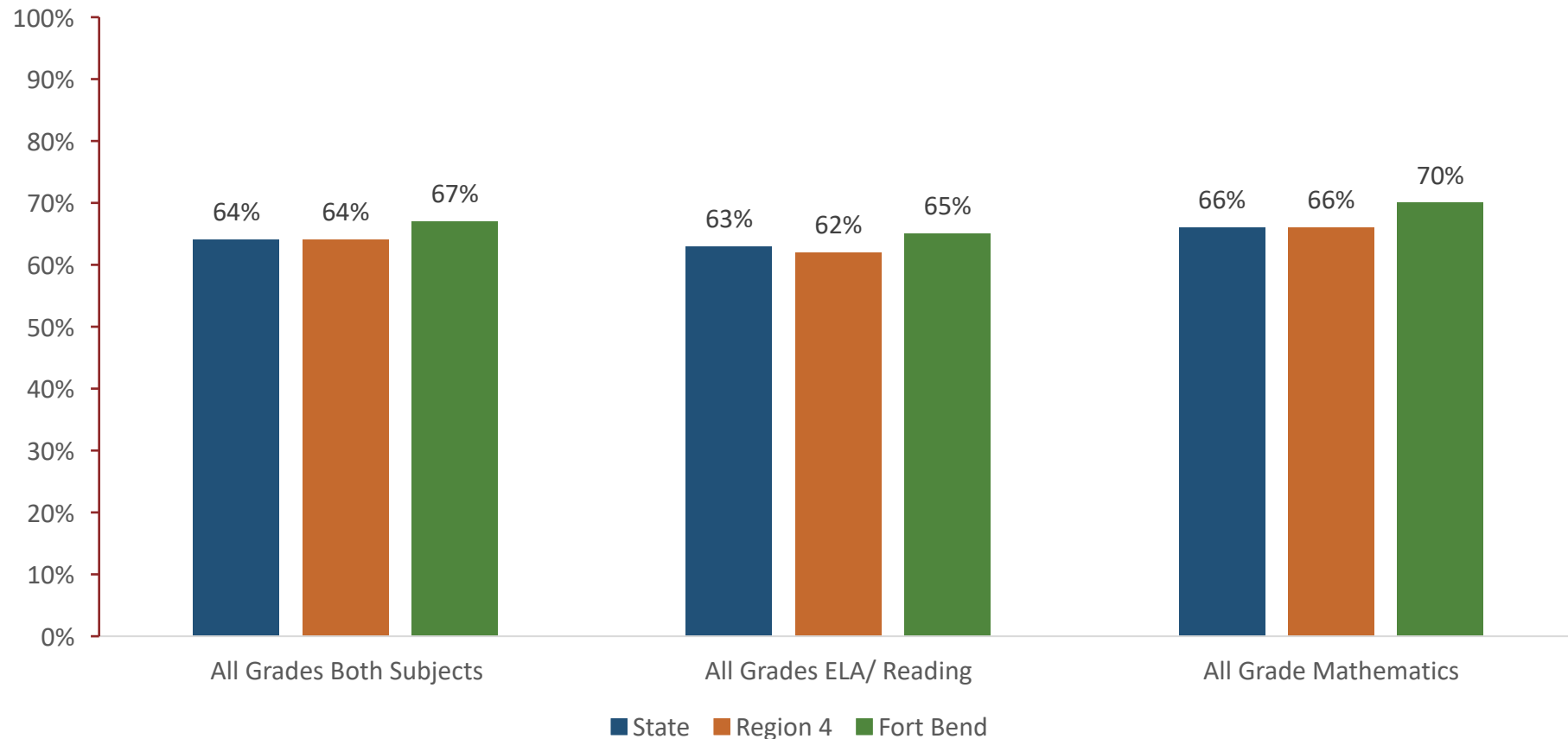
Grades 3-8 and EOC



# Section 1

## 2022-23 Texas Academic Performance Report (TAPR)

### Academic Growth By Content Area

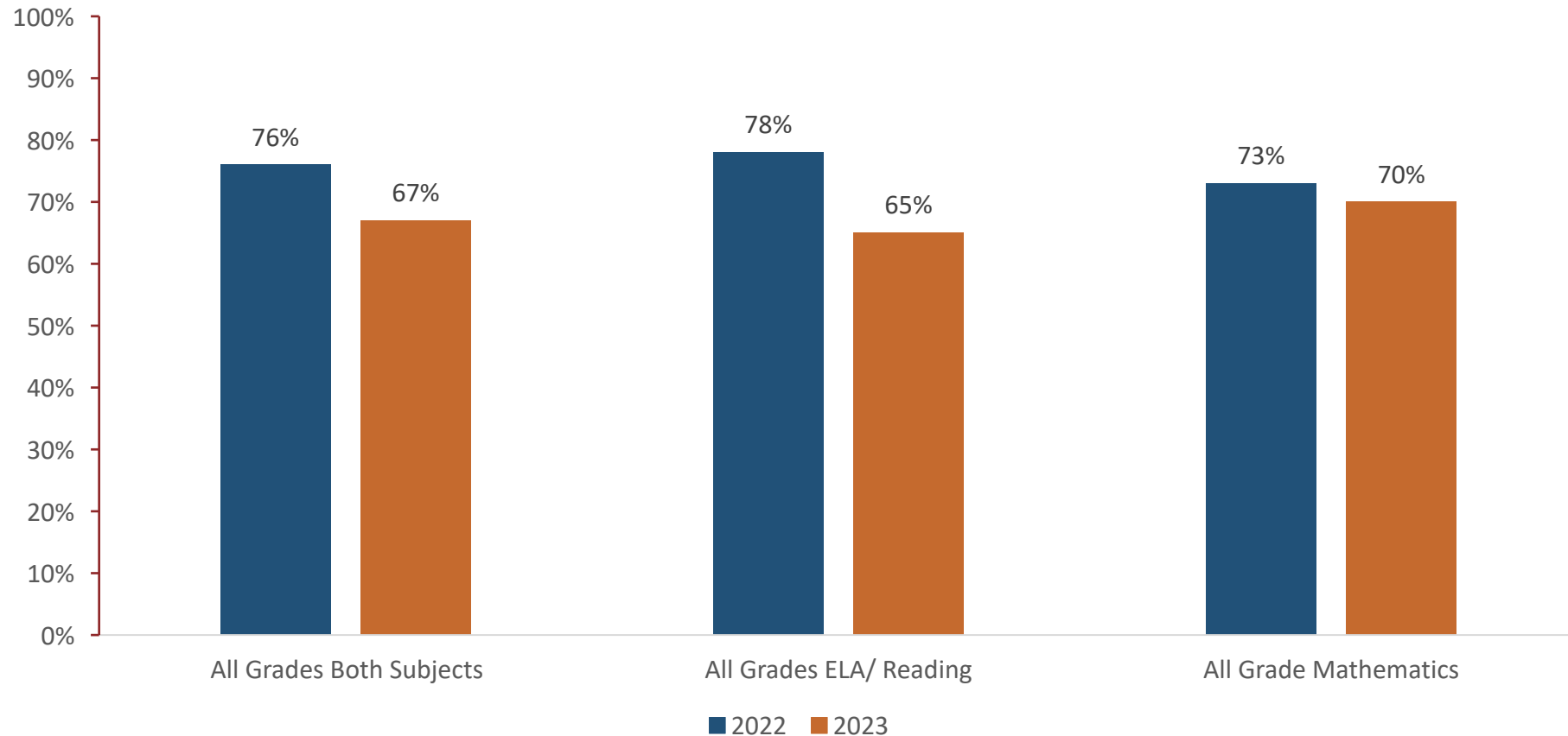




# Section 1

## 2022-23 Texas Academic Performance Report (TAPR)

### Academic Growth Score



# Section 1

## 2022-23 Texas Academic Performance Report (TAPR)

### Attendance and Dropout Rates

	2019-20	2020-21	2021-22
Attendance	98.6%	96.3%	93.9%
Annual Dropout Rate (Grades 7-8)	0.5%	0.5%	0.5%
Annual Dropout Rate (Grades 9-12)	1.0%	1.6%	1.4%

Attendance and Dropout Rate data reported by TEA annually is two years behind, due to the verification processes utilized.



# Section 1

## 2022-23 Texas Academic Performance Report (TAPR) 4- Year Cohort Longitudinal Graduation Rate

Graduated	2020	2021	2022
<b>FBISD</b>	<b>94.7%</b>	<b>94.7%</b>	<b>94.0%</b>
African American	95.0%	93.8%	92.7%
Hispanic	90.3%	90.3%	90.2%
White	94.8%	96.4%	95.5%
American Indian	90.9%	96.7%	84.6%
Asian	98.5%	98.6%	97.9%
Pacific Islander	87.5%	81.8%	*
Two or More Races	93.8%	95.0%	96.0%
Special Ed	86.0%	87.6%	88.5%
Eco Disadvantaged	92.4%	90.9%	90.8%
EB/EL	81.3%	84.7%	83.4%

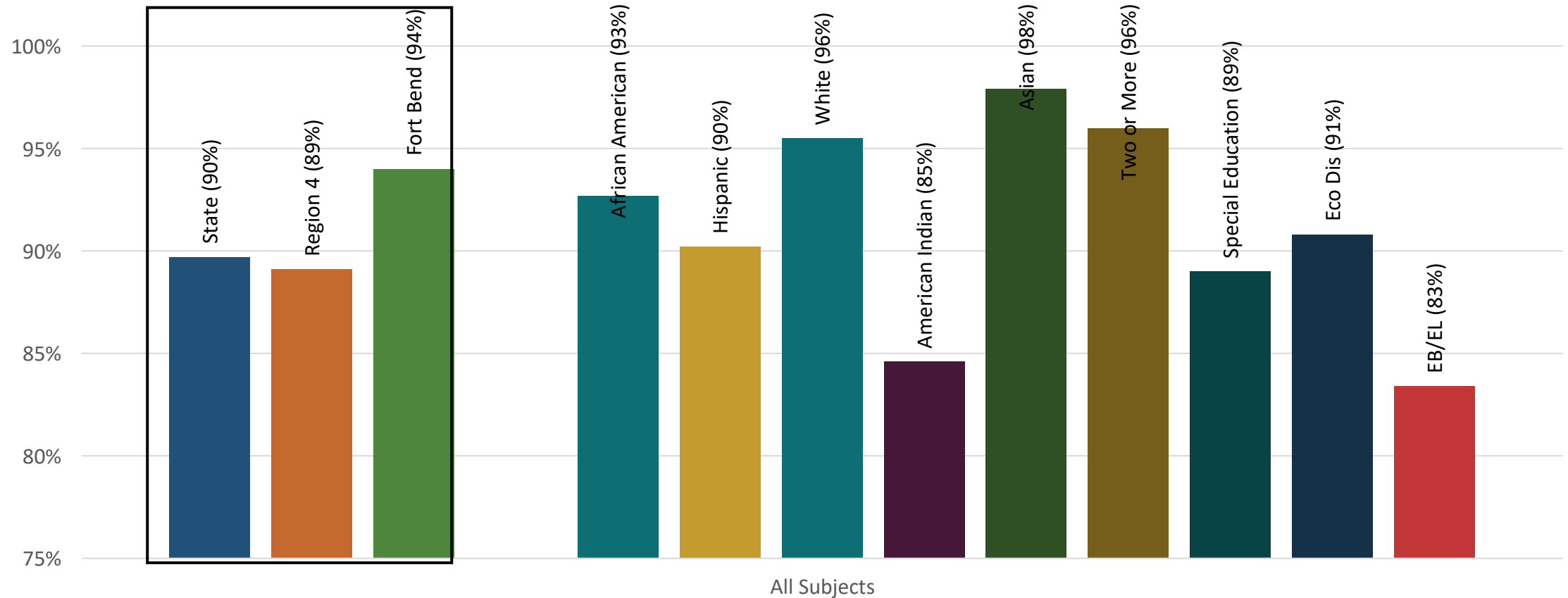
Longitudinal Graduation Rate data reported by TEA annually is two years behind, due to the verification processes utilized.

\* Indicates the group did not meet minimum size requirements

# Section 1

## 2022-23 Texas Academic Performance Report (TAPR)

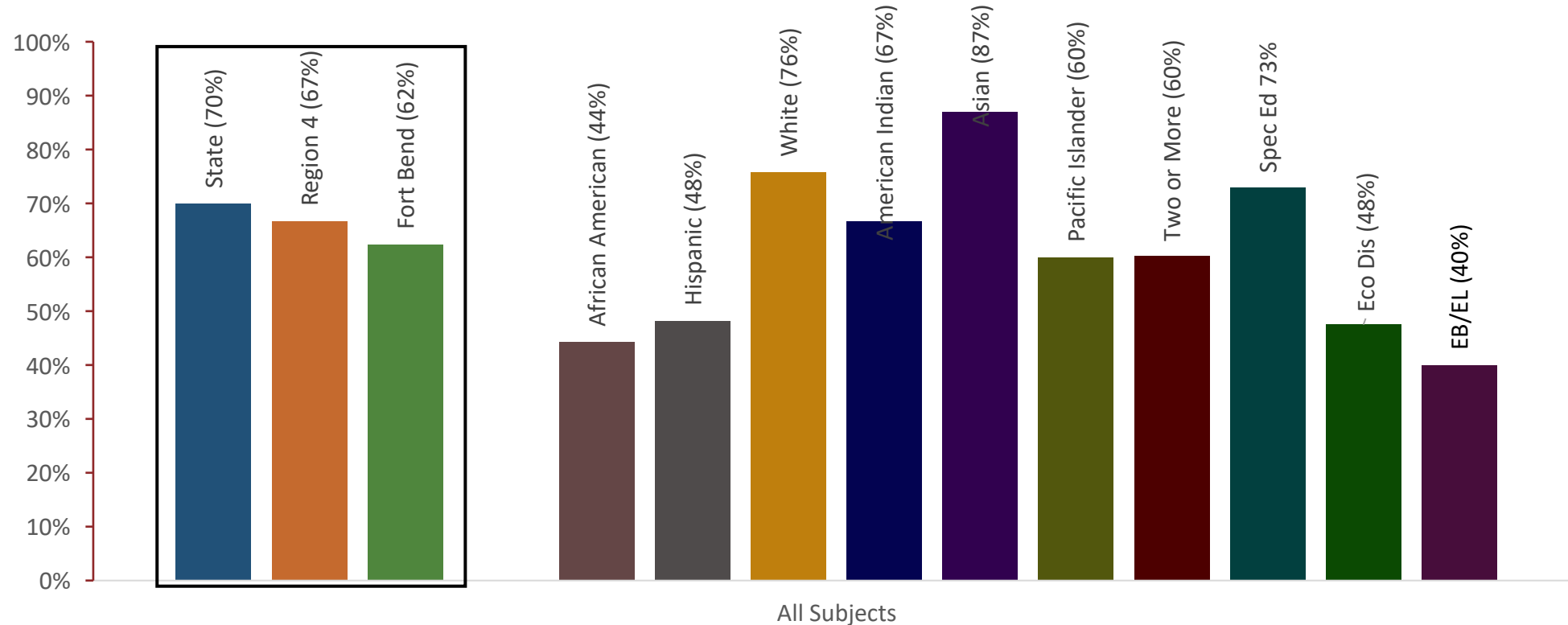
### 4- Year Graduation Rates by Student Group



# Section 1

## 2022-23 Texas Academic Performance Report (TAPR)

### College, Career and Military Readiness



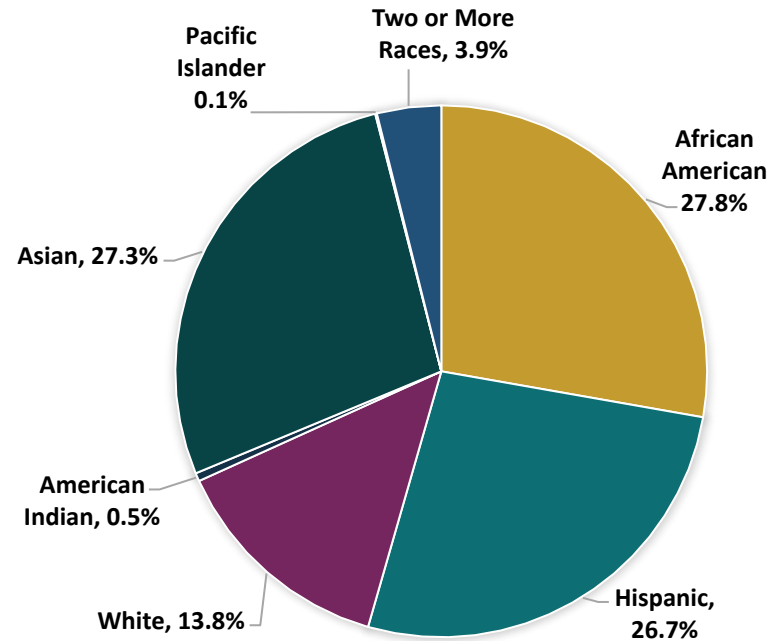
\* CCMR Rate data reported by TEA annually is two years behind, due to the verification processes utilized.

# Section 1

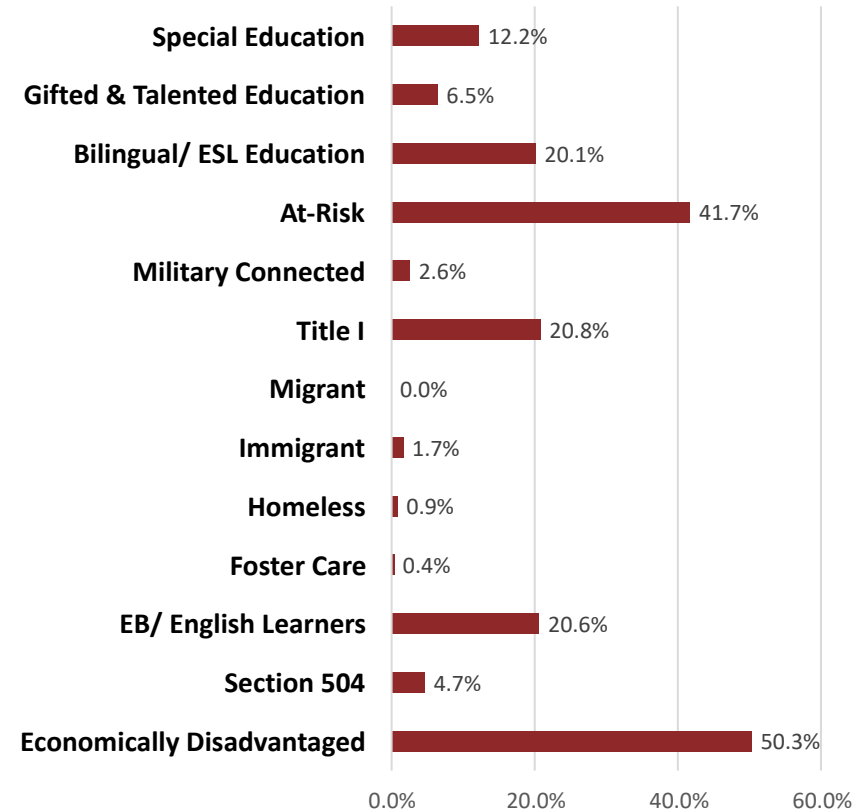
## 2022-23 Texas Academic Performance Report (TAPR)

### Student Information

**FBISD STUDENTS BY ETHNICITY**



**FBISD STUDENTS BY PROGRAM AREA**

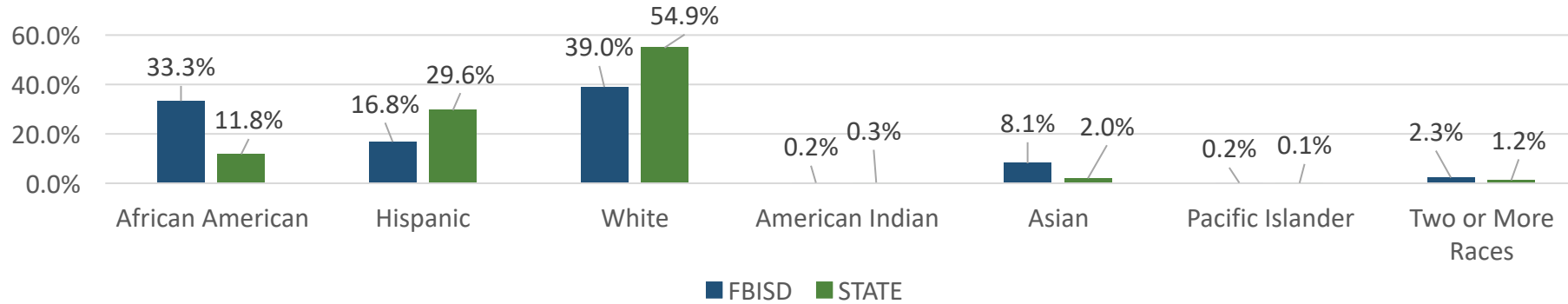




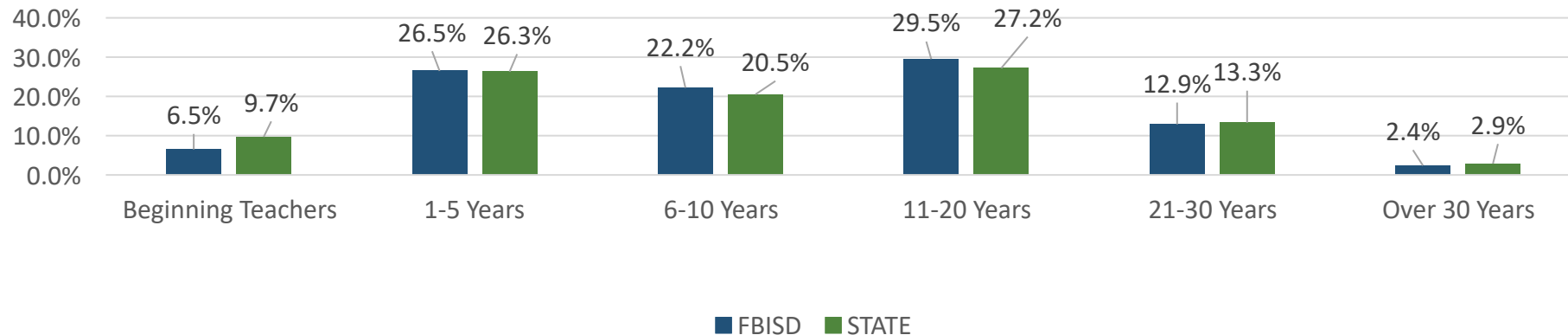
# Section 1

## 2022-23 Texas Academic Performance Report (TAPR)

FBISD STAFF BY ETHNICITY



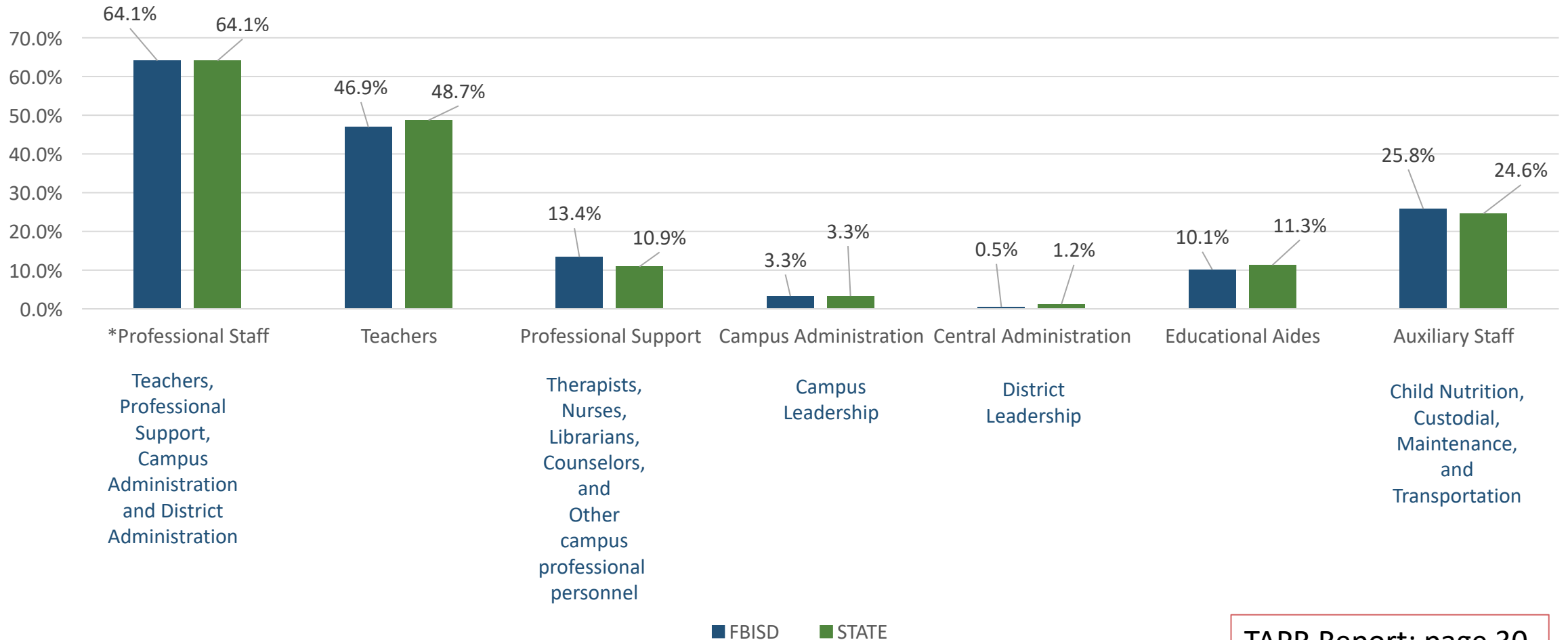
FBISD STAFF BY YEARS OF EXPERIENCE



# Section 1

## 2022-23 Texas Academic Performance Report (TAPR)

FBISD STAFF BY CATEGORY



# Section 2

## PEIMS Standard Financial Reports

### 2021-22 Actual Financial Data (District)

- Revenues
- Expenditures
- Disbursements
- Tax Rates
- Fund Balance

### 2021-22 Actual Financial Data (Campus)

- Expenditures by Object
- Expenditures by Function
- Program Expenditures by Program

***2021-22 is the most recent year for which these data are available.***

# Section 3

## District Accreditation Status

### **Fort Bend ISD Accreditation Status: Accredited**

- Generally, each year TEA assigns one of four accreditation statuses to each district in the state:
  1. Accredited
  2. Accredited-Warning
  3. Accredited-Probation
  4. Not Accredited-Revoked
- In assigning an accreditation status to a district, TEA considers:
  - Academic accountability ratings
  - Financial accountability ratings
  - Data integrity
  - Program-area deficiencies identified through Results Driven Accountability (RDA)



# Section 4

## Campus Performance Objectives

Each campus has developed a Campus Improvement Plan (CIP) as required by TEC §11.253.

Campuses are required to report on progress towards their CIPs quarterly.

Each CIP includes Performance Objectives based on needs assessment shared with Board of Trustees on 10/16/23.

CIP progress is posted on each campus website.

# Section 5

## 2022-23 Texas Academic Performance Report (TAPR)

***2022 Special Education Determination Status: Needs Assistance***

### **Determination Status is based on**

- Results Driven Accountability (RDA) results
- Federally Required Elements Performance Levels range from 0 to 4, with 0 being the best.
  - *SPP Compliance Indicator Performance Level of 2 was 1/10 of a point away from being a Performance Level of 1 which would have deemed the District as Determination Status "Meets Requirement"*

Indicator	Performance Level
<i>State Performance Plan (SPP) Compliance Indicators</i>	2
<i>Valid, Reliable, and Timely Data</i>	0
<i>Status of Uncorrected Noncompliance</i>	0
<i>Financial Audits</i>	0

# Section 5

## Special Education: RDA Significant Disproportionality

**The District was NOT identified as Significant Disproportionate for the 2023 RDA due to Reasonable Progress.**

Risk Ratio by Year					
	2020 RDA	2021 RDA	2022 RDA	2023 RDA	*Projected 2024 RDA
African American Out of School Suspension (OSS)	2.9 (SD)	3.1 (SD)	2.3	3.0 (SD, Year 1)	2.7 (SD, Year 2)
African American Total Disciplinary Removals	2.6	2.8	2.7 (SD, Year 3)	2.6 RP	2.3
Source: Texas Education Agency Results Driven Accountability * Projected based on PEIMS 2023 Summer Discipline Data Submission					

# Section 6

## Report on Violent or Criminal Incidents

School Year	Total Count	Ratio
2022 - 2023	27	0.03%
2021 - 2022	27	0.03%
2020 - 2021	6	0.01%

*Source: OnPoint*

Examples of penal code violations that meet these criteria:

- Used, exhibited, or possessed a firearm
- Used, exhibited, or possessed an illegal knife
- Felony controlled substance violation



# Section 8

## HB3 Goals & 2022-23 EOY District/Campus Progress

HB3 Goal Category	Measure	2023 Target	2023 Actual TAPR	% of Campuses that met 2023 target
Literacy Goal (Early Childhood)	3 <sup>rd</sup> Grade STAAR Reading Meets or Above	59%	60% Met	45%
Math Goal (Early Childhood)	3 <sup>rd</sup> Grade STAAR Math Meets or Above	61%	53% Not Met	27%
CCMR Outcome Goal (2022 Graduates)	% College, Career, Military Ready	70%	62.4% Not Met	45%

# Section 8

## Texas Academic Performance Report (TAPR) Glossary

- Each year, TEA prepares and publishes a TAPR Glossary.
- The TAPR Glossary provides definitions, describes methodologies, and lists sources for each data point in the TAPR.

### 2022–23 Texas Academic Performance Report (TAPR) Glossary

#### Cover Page

Currently, the TAPR does not include scale scores, A–F ratings, Distinction Designations, or Special Education Determination Status. The initial release does not include the Campus or District 2023 Accountability Reports. The issuance of the A–F ratings under 2023 rule is pending and subject to change.

**2023 Armed Services Vocational Aptitude Battery (ASVAB) Test (Career Exploration)** (*districts serving grades 10–12*): Senate Bill 1843 requires that each school year, each school district and open-enrollment charter school provide students in grades 10–12 the opportunity to take the ASVAB and consult with a military recruiter.

**STAAR:** A comprehensive testing program for public school students in grades 3–8 or high school courses with end-of-course (EOC) assessments. The STAAR program is designed to measure to what extent a student has learned, understood, and is able to apply the concepts and skills expected at each grade level or after completing each course for which an EOC assessment exists. Each STAAR assessment is linked directly to the Texas Essential Knowledge and Skills (TEKS). The TEKS are the state-mandated content standards that describe what a student should know and be able to do upon completion of a course. For more information on the TEKS, see the *Texas Essential Knowledge and Skills* website at <http://tea.texas.gov/curriculum/teks/>.

#### Other Important Information:

**STAAR (with and without accommodations) and STAAR Alternate 2.** The TAPR and the Texas Performance Reporting System (TPRS) include performance on STAAR and STAAR Alternate 2.

**Spanish STAAR.** All STAAR assessments in grades 3, 4, and 5 are available in both English and Spanish. The TAPR and the TPRS include performance on the Spanish STAAR.

**Rounding of STAAR results.** STAAR performance shown on the TAPR and TPRS is rounded to whole numbers. For example, 49.877% is rounded to 50%; 49.4999% is rounded to 49%; and 59.5% is rounded to 60%.

**Masking.** STAAR performance rates are masked when necessary to comply with FERPA. For more information, see the Explanation of Masking at <https://rptsvr1.tea.texas.gov/perfreport/tapr/2023/masking.html>.

# Questions and Public Comments



**2023 TAPR Report:** [https://rptsvr1.tea.texas.gov/perfreport/tapr/tapr\\_srch.html?srch=D](https://rptsvr1.tea.texas.gov/perfreport/tapr/tapr_srch.html?srch=D)