

SME Summer Learning Fun 2020



Dear Families,

Can you believe summer is almost here? It is hard to believe! As the end of the year approaches, we want to take a moment to share some daily activities to keep your child engaged during the summer.

The attached Summer Learning Fun Calendar contains math and reading activities that will reinforce what was learned this school year. It will help your child stay prepared and geared up for the next grade level. Students should record their work and reading log in a composition or spiral notebook. Please encourage students to complete the activities on the calendar and read at least 30 minutes daily. They can also practice their math and reading skills by using programs they used this school year (for example, Khan Academy, Prodigy, gonoddle.com and Raz Kids...etc.).

Be sure to put your child's first name, last name, and grade level on the front of their notebook. When the new school year starts, s/he will bring the notebook to their teacher during the first week of school. Students will earn a reward for completing the Summer Learning Fun Calendar.

This calendar can be found on our school website, if you would like to access them again.

Let's keep our skills sharp. Have a great summer. We can't wait to see everyone again!

Sincerely,

Your SME Family





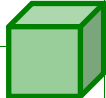



1st grade

- Write the date,
- Record your work in your journal daily.
- Write a complete response

Summer Learning Fun
Jun 2020 SME






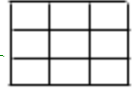
Reading log:

Mon	Tue	Wed	Thu	Fri
<p>1 School starts on August 12. How many days until school starts? Don't forget to count weekends!</p> 	<p>2 Reading day</p> <ul style="list-style-type: none"> • Tell something interesting 	<p>3 Copy a sentence from your favorite book. Graph the different letters that are used. Which letter is used most? Are they any letters left out?</p>	<p>4 Reading day</p> <ul style="list-style-type: none"> • Tell something you like about the book that you picked 	<p>5 Estimate how long it will take you to read 10 pages. Write down your estimate. Find your exact time. Compare the two results.</p>
<p>8 Reading day</p> <ul style="list-style-type: none"> • Tell the genre. How do you know 	<p>9 Using a ruler, find 5 things shorter than 12 inches and 5 things longer than 12 inches.</p> 	<p>10 Reading day</p> <ul style="list-style-type: none"> • What is the main idea, or central idea, of your story? 	<p>11 Blow a marble, a bottle cap, and a pencil across a table or on the floor. Measure in inches how far they go. Which goes the farthest? By how much?</p>	<p>12 Reading day</p> <ul style="list-style-type: none"> • Share what you learned from the story
<p>15 Draw and label a picture of your family from tallest to shortest.</p>	<p>16 Reading day</p> <ul style="list-style-type: none"> • Tell the sequence of events 	<p>17 Make a list of all the ways you can make 25 cents using pennies, nickels and dimes.</p>	<p>18 Reading day</p> <ul style="list-style-type: none"> • List the characters. Describe their personality and tell why you think that. 	<p>19 Go on a Shape Hunt around your home. Look for items shaped like a square, rectangle, and a circle. Draw and label the items.</p>
<p>22 Reading day</p> <ul style="list-style-type: none"> • Draw a picture of your favorite part of the book 	<p>23 Take 7 pennies. Put some in 1 hand and some in the other hand. Show 1 hand and have an adult figure out how many are hiding in the other hand. Switch.</p>	<p>24 Reading day</p> <ul style="list-style-type: none"> • Tell the sequence of events. 	<p>25 Count all the cubes you can in your home. Remember to search your games and toys.</p> 	<p>26 Reading day</p> <ul style="list-style-type: none"> • Tell the problem and the solution
<p>29 If you receive \$10 every Monday during the month of July, how much money will you have saved by the end of the month?</p>	<p>30 Reading day</p> <ul style="list-style-type: none"> • Tell something interesting about the book 	 <p>It's SUMMER!</p>		

1st grade

- Write the date,
- Record your work in your journal daily.
- Write a complete response

Summer Learning Fun
Jul 2020 SME


Mon	Tue	Wed	Thu	Fri
		<p>1</p> <p>Survey family and friends to find out what kind of pets they have. Graph the results in a pictograph. Make a category for "No Pets".</p>	<p>2</p> <p>Reading day</p> <ul style="list-style-type: none"> • Recreate a cover of the book the you read 	<p>3</p> 
<p>6</p> <p>Count out 21 pennies. Put them in 3 equal groups. How many are in each group? Do you still have a total of 21 pennies?</p>	<p>7</p> <p>Reading day</p> <ul style="list-style-type: none"> • Tell the genre. How do you know 	<p>8</p> <p>Solve these doubles in your head. Try not to use your fingers!</p> <p>4+4 5+5 6+6 7+7 10+10</p>	<p>9</p> <p>Reading day</p> <ul style="list-style-type: none"> • Share what you learned from the story 	<p>10</p> <p>Jump up and down and count by tens to 200. Now, count backward.</p>
<p>13</p> <p>Reading day</p> <ul style="list-style-type: none"> • Tell the sequence of events. 	<p>14</p> <p>14 is the answer. What could be the question? Challenge yourself to think of at least 3 questions.</p>	<p>15</p> <p>Reading day</p> <ul style="list-style-type: none"> • List the characters. Describe their personality and tell why you think that. 	<p>16</p> <p>Make 16 by</p> <ul style="list-style-type: none"> • Adding two numbers • -Subtracting two numbers • -Adding three numbers 	<p>17</p> <p>Reading day</p> <ul style="list-style-type: none"> • Tell something interesting
<p>20</p> <p>Use pennies, nickels, and dimes to make 19¢. Draw a picture to show your coins.</p> 	<p>21</p> <p>Reading day</p> <ul style="list-style-type: none"> • Tell something you like about the book 	<p>22</p> <p>Write out your telephone number. Now put the numbers in order from least to greatest.</p> 	<p>23</p> <p>Reading day</p> <ul style="list-style-type: none"> • Share what you learned from the story 	<p>24</p> <p>How many squares can you find? Be careful! There are more than 16!!</p> 
<p>27</p> <p>Reading day</p> <p>List the characters. Describe their personality and tell why you think that.</p>	<p>28</p> <p>Finish this pattern: 1, 3, 5, 7, __, __, __, __, __, __, __, __, __. What kind of numbers are these?</p>	<p>29</p> <p>Reading day</p> <p>What is the main idea, or central idea, of your story?</p>	<p>30</p> <p>Write your address. Does your address have more even or odd numbers? Remember to include your zip code</p>	<p>31</p> <p>Reading day</p> <p>Tell the problem and the solution.</p>

Reading log:

1st grade

- Write the date,
- Record your work in your journal daily.
- Write a complete response

Summer Learning Fun
Aug 2020 SME

Mon	Tue	Wed	Thu	Fri
3 Find the ages of 10 relatives. Arrange the ages in order from youngest to oldest.	4 Reading day <ul style="list-style-type: none">• Tell something interesting	5 Create a picture using 3 circles, 3 triangles, and 4 rectangles. Describe your picture to a family member.	6 Reading day <ul style="list-style-type: none">• Tell the genre. How do you know	7 Count how many math activities you did this summer. Write the number in your notebook. Write about your favorite math activity.
10 Reading day <ul style="list-style-type: none">• Share what you learned from the story	11 Put your first name, last name, and 2nd grade on the front of your notebook. Take the notebook to your teacher on the first day of school.	12 	13	14

Reading log:

