

FBISD

# Financial Aid 101



**Lead**  
**THE PAC**

# House Bill 3 Financial Aid Requirement

In 2019 the 86th Texas Legislature established a financial aid graduation requirement for all Texas high school seniors.



# What is Financial Aid?

Any grant, scholarship, loan, or paid employment offered to help a student pay for college. It may be based off of “need”, “merit”, or a combination of both.

# Types of Financial Aid



# Sources of Financial Aid



**Federal  
Government**



**State  
Government**



**Colleges and  
Universities**



**Private  
Institutions**

# Sources of Financial Aid

## Work-Study (Earned Money)

- Provides part-time jobs for students with financial need
- Money does not go directly toward the student's bill
- Award range: \$500-\$6,000 (varies by school/student)
- No longer a question on the FAFSA.  
Given upon request.





# Sources of Financial Aid

## Loans (Borrowed Money)

### *Subsidized Loan (Sweet)*

- Need-based
- Government pays the interest while student is enrolled at least half-time.

### *Unsubsidized Loan (Unsweet)*

- NOT need-based
- Student responsible for all interest that accrues

Current interest rate 7.94% for ungraduated borrowers



Repayment begins 6 months after student graduates or drops below half-time

Multiple repayment options

No prepayment penalty

# What are Scholarships?

- Scholarships are free money that the student does not have to pay back
- They can bridge the gap between the Cost of Attendance (COA) and the amount of money the student has saved for college or trade school
- Academic scholarships are based on GPA, test scores and academic achievements
- Merit scholarships stem from success in sports, arts or community service
- Needs-based scholarships support students who demonstrate financial need
- Specialized scholarships are targeted at specific demographics, majors or career paths
- Scholarships can be funded by colleges or external organizations such as the Houston Rodeo



# Scholarships

<https://bit.ly/scholarshipsACHS>



## COLLEGE AND CAREER READINESS

Home Page

Calendar

SchoolLinks

Testing >

College Planning >

Applying to College >

Financial Aid >

Dual Credit

Career Planning >

Military

Student with Special Needs

Graduation Requirements

Students can begin their scholarship search as early as ninth grade and should apply for as many scholarships as they feel comfortable with.

*(Obviously, the more you apply for, the better your chances.)*

### SCHOLARSHIPS PER GRADE LEVEL

**MAKE SURE YOU MEET EVERY REQUIREMENT BEFORE APPLYING!!!!**

9th Grade

10th Grade

11th Grade

12th Grade

Students can apply for scholarships to help pay for the cost of college. There are a variety of ways to access scholarships. Students can find these scholarship opportunities through...

1. **SchoolLinks** - Go to "Finances" and then click "Scholarship Matching".
2. **Colleges and Universities** - Most colleges offer scholarships through their admissions office, financial aid office, and/or campus departments. Since each college varies students should contact the school directly or go to the college website to inquire about campus scholarships, the application process, and deadlines.
3. **Raise.Me** - A micro-scholarship site where students can earn money from colleges beginning in the 9th grade for making good grades, taking SAT and ACT tests, visiting colleges, etc. The money can add up quickly!
4. **Internet Scholarship Search** - Students can use websites to search for scholarships. Usually students need to create an account and profile so scholarships can be matched to the students' criteria and eligibility. Students should **NOT** have to pay for any resource to find scholarships.

Home > Students & Parents > College and Career Readiness

Edit Page

Access Scholarships

College Answer

College Greenlight

Fast Aid

Fast Web

Get Schooled

Sallie Mae Scholarships

Scholarship America

Scholarships 360

scholarships.com

School Soup

Expand All

Around the Corner from College Scholarship (\$1,000) >

Too Cool to Pay for School Scholarship (\$1,000) >

5 Strong Scholarship Foundation >


Coca-Cola Scholarship >

College Board Scholarship >

Dell Scholar Program >

Hispanic Scholarship >

# Finding Scholarships in SchoolLinks



<https://youtu.be/E8CrYTK3878?feature=shared>





**FAFSA/TASFA**

# Applying for the FAFSA/TASFA

- Free Application for Federal Student Aid or Texas Application for State Financial Aid
- Enables students to apply for
  - Loans
  - Grants
  - Scholarships
  - Work-study programs
- Both opened on October 1
  - Apply by January 15th to get priority aid!
- All seniors will complete a FAFSA, TASFA, or opt-out form as a graduation requirement



# FINANCIAL AID APPLICATIONS



## FAFSA

- US Citizen
- Permanent Resident
- Refugee or Asylum
- Visa (check Visa site for eligibility requirements)



## TASFA

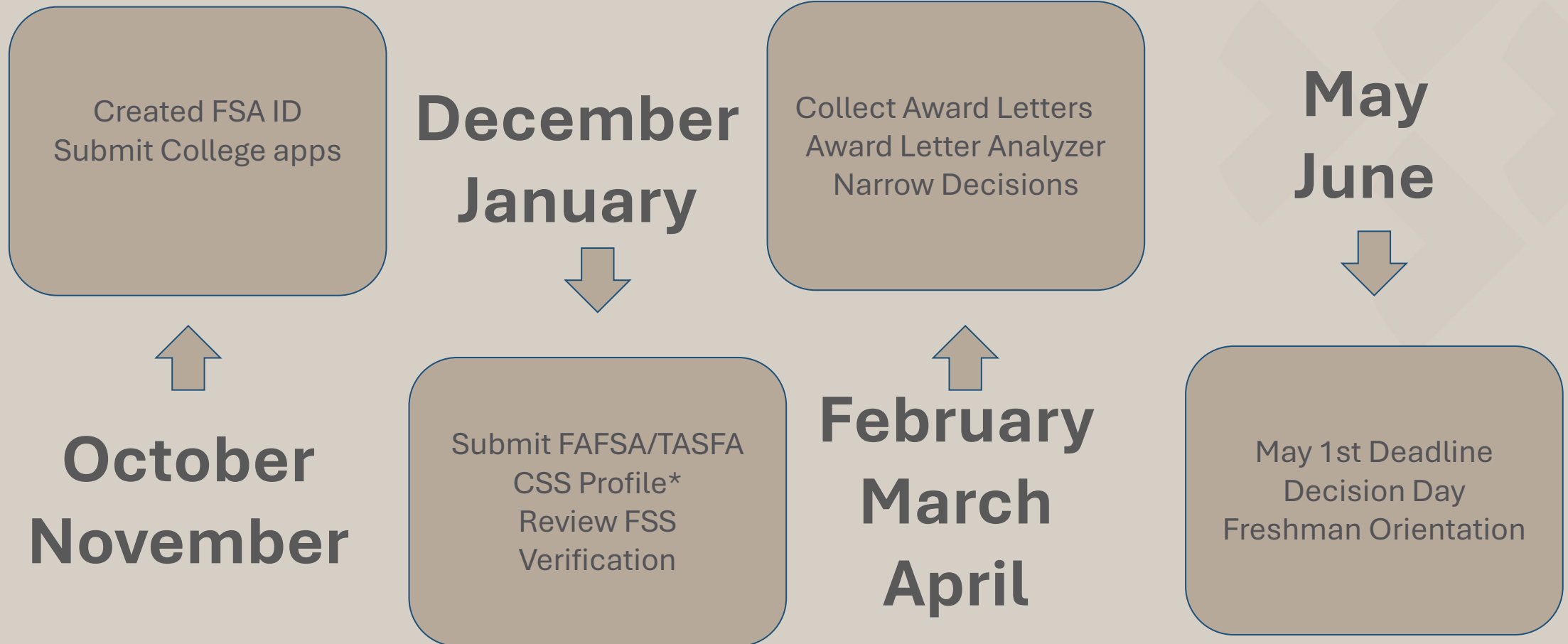
- Born outside the US
- No citizenship or residency
- HS Grad/GED
- Temporary Residents (DACA/Work Permit)



## CSS Profile

- Open to all students
- Required by some private colleges as listed on CollegeBoard
- \$25 for initial application, \$16 for additional schools (waiver available)

# Financial Aid Timeline





# Priority Deadline

- Texas Priority Deadline:  
**January 15<sup>th</sup>, 2026**  
Students can miss out on
  - Texas grants: TEXAS, TPEG, TEOG
  - Institutional grants: Tuition Guarantee Programs



# Financial Aid Eligibility Overview

---


## FAFSA

- U.S. Citizens
- Permanent Residents
- Refugee or Asylum Granted
- Child of T-Visa or U-Visa



## TASFA

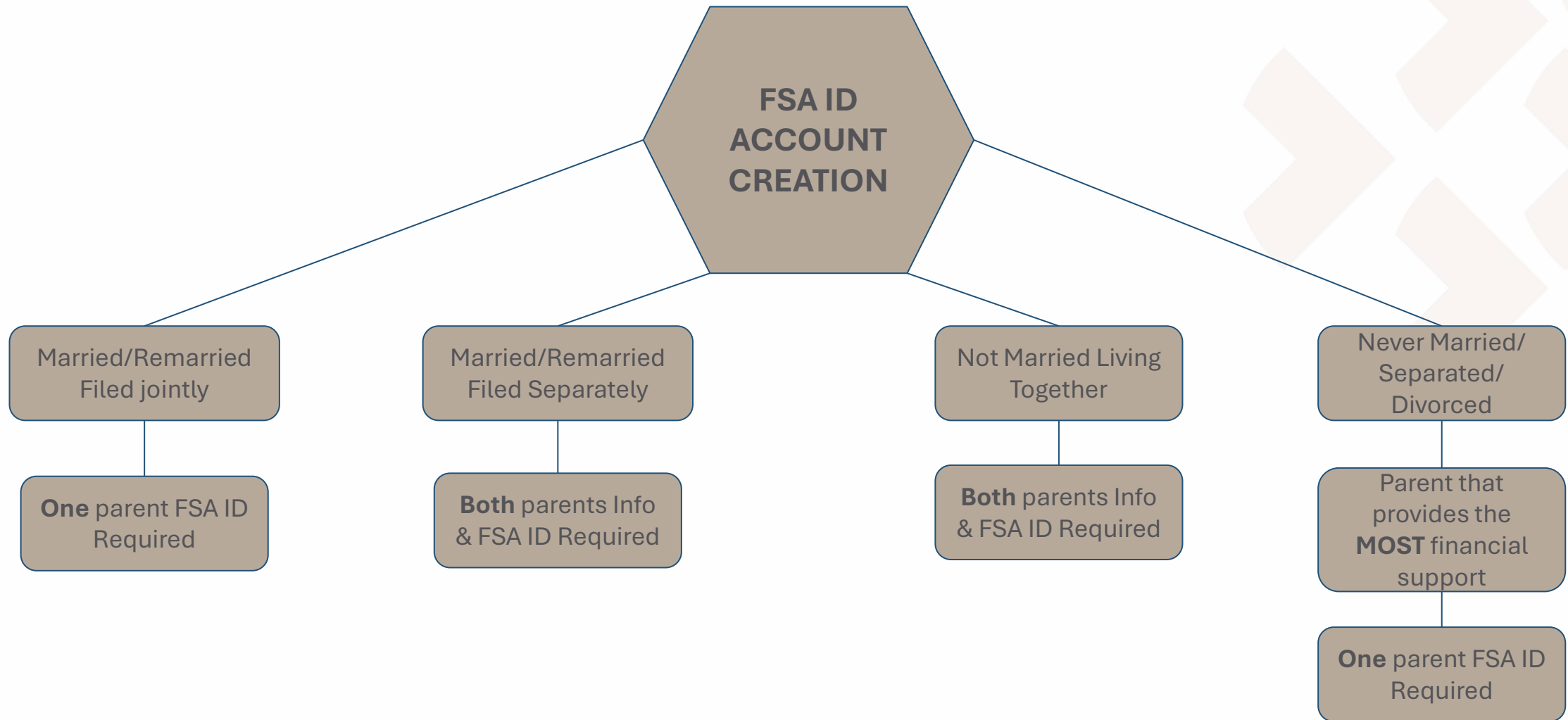
- DACA
  - Temporary Work Permit
  - Undocumented students
  - Waiting for legal status
- \*Must have lived in TX for 3yrs*



The image features a dark red background with a pattern of thin, white, wavy lines that create a sense of movement. A large, white, rounded rectangle is centered on the page. In the top right corner of this white rectangle, there is a small, dark red icon resembling a stylized 'L' or a corner bracket. The word "FAFSA" is written in a bold, dark red, sans-serif font, centered within the white rectangle.

**FAFSA**

# FSA ID: Who Needs to Create One?



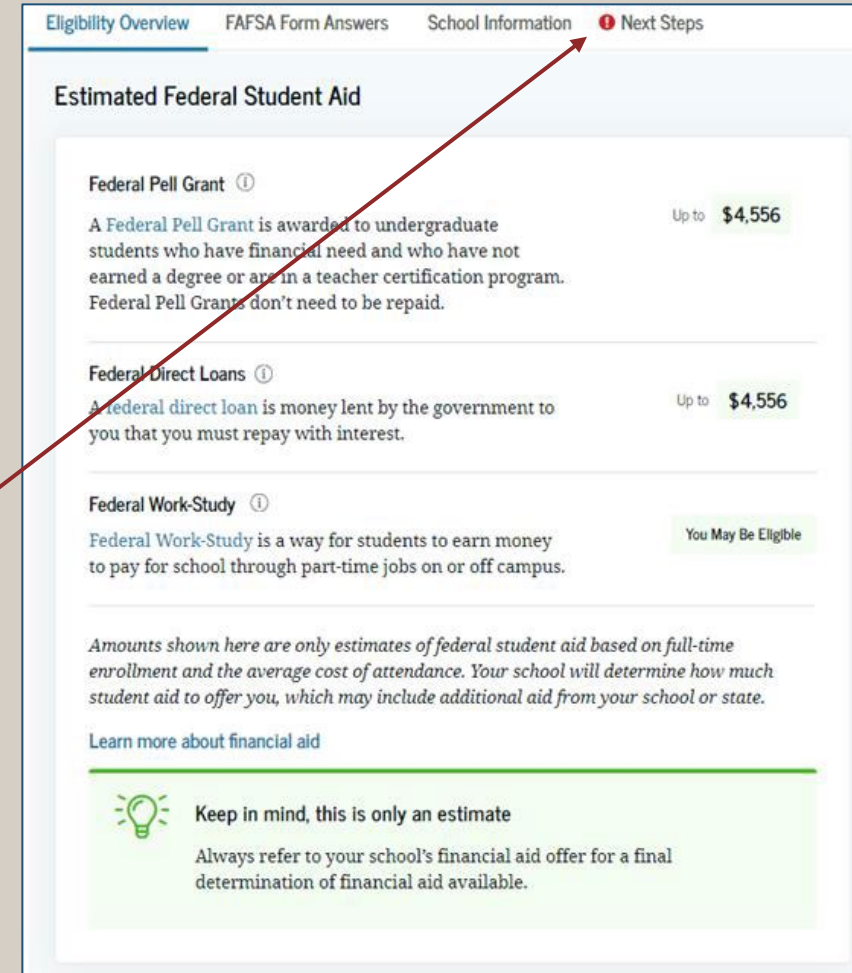
# FAFSA Submission Summary

## The FAFSA Submission Summary

It is broken into four tabs:

- Eligibility Overview
- FAFSA Form Answers
- School Information
- Next Steps

Sections that need attention will be labeled with red exclamation point



The screenshot shows the FAFSA Submission Summary interface. At the top, there are four tabs: 'Eligibility Overview', 'FAFSA Form Answers', 'School Information', and 'Next Steps'. The 'Next Steps' tab is highlighted with a red exclamation point icon. A red arrow points from the text 'Sections that need attention will be labeled with red exclamation point' to this icon. Below the tabs, the section 'Estimated Federal Student Aid' is displayed. It contains three items: 'Federal Pell Grant' (Up to \$4,556), 'Federal Direct Loans' (Up to \$4,556), and 'Federal Work-Study' (You May Be Eligible). Each item has a brief description. At the bottom, there is a green box with a lightbulb icon and the text: 'Keep in mind, this is only an estimate. Always refer to your school's financial aid offer for a final determination of financial aid available.'

# FAFSA: Student Aid Index

---

## Your Student Aid Index (SAI)

Your SAI is a number used by your school to determine your federal student aid eligibility and to build your financial aid offer

-355 ?

[What does this mean?](#)

## SAI (Student Aid Index)

- eligibility index number that a college or career school's financial aid office uses to determine how much federal student aid the student would receive.

Student Aid Index of -1500 to 0 gives student full Federal Pell Grant: **\$7,395**

- If your SAI is over 0, you will subtract that # from 7,395 to get your award amount.



# Steps to complete the FAFSA!

**Step 1. Student**

**Studentaid.gov**

**Create FSA ID**

**Step 2. 2026-27  
FAFSA form**

**Invites  
Contributor**

**Completes  
Student Section**

**Step 3.  
Parent/Contributor**

**Studentaid.gov**

**Create FSA ID**

**Step 4. 2026-27 FAFSA  
form**

**Completes  
Parent Section**

**FAFSA Complete**





**TASFA**

# What is the TASFA?

- It is a **free** application that collects information to help determine eligibility for state (or institutional) financial aid programs administered by institutions of higher education in the state of Texas.

## Requirement:

- Must have lived in Texas for at least 3 years leading up to graduation

# TASFA

2026-2027

TEXAS APPLICATION FOR STATE FINANCIAL AID

## THECB

Texas Higher Education  
COORDINATING BOARD

Each Texas high school student is required as a condition of graduation to complete either the [Free Application for Federal Student Aid \(FAFSA\)](#) or Texas Application for State Financial Aid (TASFA) or opt out, as required by [Texas Education Code \(TEC\), Title 3, Section 28.0256](#). All students interested in applying for financial aid are encouraged to first review the FAFSA. Filling out the FAFSA allows a student to be considered for a broader range of financial aid options than filling out the TASFA. The FAFSA allows a student to be considered for federal, state, and institutional financial aid opportunities. If a student completes the FAFSA, the student **should not** complete a TASFA.

Students who do not complete a FAFSA may complete a TASFA to be considered for state financial aid programs. Remember that failing to fill out a FAFSA means that the student will not be considered for any federal financial aid programs.

State financial aid programs require that a student is a [Texas resident](#).

The 2026-27 state financial aid priority application deadline for many institutions of higher education is **January 15, 2026**. It is important to complete and submit this application with all required documentation to the financial aid office **on or before January 15** to be considered for the most financial aid possible.

To complete this application, answer the items within each applicable section. If a question does not apply to you, answer N/A for *not applicable*. For clarification on certain items, refer to the **TASFA Notes on pages 7-13**. If you have further questions about this form, contact the financial aid office at your institution. More information on the TASFA can be found at <https://www.highered.texas.gov/students-families/tasfa/>.


**Note:** Personal information collected on the TASFA is protected under the Family Educational Rights and Privacy Act (FERPA) of 1974.

### SECTION 1: STUDENT INFORMATION

DEMOGRAPHICS		
1. Last Name	2. First Name	3. Middle Initial
4. Date of Birth	5. What is your Social Security Number (SSN), Individual Taxpayer Identification Number (ITIN), Deferred Action for Childhood Arrivals (DACA) number? <input type="checkbox"/> N/A	

# TASFA: Which Documents Are Needed?

- ☐ 2026-2027 TASFA Application
  - Complete online TASFA: [bit.ly/eTASFA](https://bit.ly/eTASFA) (Case-sensitive)
- ☐ Copy of 2024 Tax Transcript
- ☐ Residency Affidavit
  - Must be notarized
- ☐ Selective Service Registration form
  - Male students only
- ☐ Copy of 2024 W-2
- ☐ Copy of Signed 2024 Income Taxes
- ☐ Copy of IRS Non-filer form (Parent)

 <b>TASFA CHECKLIST</b>	
Gather the following applicable information to complete your 2026-2027 financial aid application by January 15th:	
<input type="checkbox"/>	<b>2026-2027 TASFA Application</b> <ul style="list-style-type: none"><li>• Complete Online TASFA: <a href="https://bit.ly/eTASFA">bit.ly/eTASFA</a></li><li>• Complete Paper TASFA(engl/span): <a href="https://bit.ly/paperTASFA">bit.ly/paperTASFA</a></li></ul>
<input type="checkbox"/>	<b>Copy of 2024 Tax Transcript</b> <ul style="list-style-type: none"><li>• Request Online: <a href="https://bit.ly/IRS-TT">bit.ly/IRS-TT</a></li><li>• Request by Mail: <a href="https://bit.ly/IRS4506-T">bit.ly/IRS4506-T</a></li><li>• Request by Phone: 1-800-908-9946</li></ul>
<input type="checkbox"/>	<b>Residency Affidavit</b> <ul style="list-style-type: none"><li>• Needs to be Notarized<ul style="list-style-type: none"><li>◦ Ask your CCRA who offers it free on campus.</li></ul></li></ul>
<input type="checkbox"/>	<b>Selective Service Registration Form</b> <ul style="list-style-type: none"><li>• Male Students Only</li></ul>
<input type="checkbox"/>	<b>Copy of 2024 W-2</b>
<input type="checkbox"/>	<b>Copy of Signed 2024 Income Taxes</b>
<input type="checkbox"/>	<b>Copy of IRS Non-filer form (Parent)</b>

# Gather Documents

## Notarized Affidavit

## 2024 Tax Transcript(s)

**AFFIDAVIT**

STATE OF TEXAS                      §  
COUNTY OF \_\_\_\_\_           §  
   §

Before me, the undersigned Notary Public, on this day personally appeared \_\_\_\_\_

known to me, who being by me duly sworn upon his/her oath, deposed and said:

1. My name is \_\_\_\_\_  
I am \_\_\_\_\_ years of age and have personal knowledge of the facts stated herein and they are all true and correct.

2. I graduated or will graduate from a Texas high school or received my GED certificate in Texas.

3. I resided in Texas for three years leading up to graduation from high school or receiving my GED certificate.

4. I have resided or will have resided in Texas for the 12 months prior the census date of the semester in which I will enroll in \_\_\_\_\_  
(name of college)

5. I have filed or will file an application to become a permanent resident at the earliest opportunity that I am eligible to do so.

In witness whereof, this \_\_\_\_\_ day of \_\_\_\_\_,

\_\_\_\_\_  
(Signature)

\_\_\_\_\_  
(Printed Name)

\_\_\_\_\_  
(Student I.D.#)

\_\_\_\_\_  
(Student Date of Birth)

SUBSCRIBED TO AND SWORN TO BEFORE ME, on the \_\_\_\_\_ day of \_\_\_\_\_, \_\_\_\_\_, to  
\_\_\_\_\_ , \_\_\_\_\_, to  
certify which witness my hand and official seal.

\_\_\_\_\_  
Notary Public in and for the State of Texas

**Internal Revenue Service**  
United States Department of the Treasury

This Product Contains Sensitive Taxpayer Data

**Tax Return Transcript**

Request Date: 03-04-2009  
Response Date: 03-04-2009  
Tracking Number: 10000070432

SSN Provided: 000-00-0100  
Tax Period Ending: Dec. 31, 2008

The following items reflect the amount as shown on the return (PR), and the amount as adjusted (PC), if applicable. They do not show subsequent activity on the account.

SSN: 000-00-0100      SPOUSE SSN: 000-00-0200  
NAME(S) SHOWN ON RETURN: JOHN DOE & JANE DEE  
ADDRESS: 300 ANYSTREET BLVD  
DALLAS, TX 77000-0000-000

FILING STATUS: Married Filing Joint  
FORM NUMBER: 1040  
CYCLE POSTED: 20091408  
RECEIVED DATE: Feb. 15, 2009  
REMITTANCE: 0.00  
EXEMPTION NUMBER: 5  
DEPENDENT 1 NAME CTRL: ABGR  
DEPENDENT 1 SSN: 000-00-0300  
DEPENDENT 2 NAME CTRL: ABGS  
DEPENDENT 2 SSN: 000-00-0400  
DEPENDENT 3 NAME CTRL: ABGS  
DEPENDENT 3 SSN: 000-00-0500  
DEPENDENT 4 NAME CTRL:  
DEPENDENT 4 SSN:  
PREPARER SSN:  
PREPARER EIN:

**Income**

WAGES, SALARIES, TIPS, ETC:	\$ 67,000.00
TAXABLE INTEREST INCOME: SCH B:	\$ 0.00
TAX-EXEMPT INTEREST:	\$ 0.00
ORDINARY DIVIDEND INCOME: SCH B:	\$ 0.00
QUALIFIED DIVIDENDS:	\$ 0.00
REFUNDS OF STATE/LOCAL TAXES:	\$ 0.00
ALIMONY RECEIVED:	\$ 0.00
BUSINESS INCOME OR LOSS (Schedule C):	\$ 0.00
BUSINESS INCOME OR LOSS: SCH C PER COMPUTER:	\$ 0.00
CAPITAL GAIN OR LOSS: (Schedule D):	\$ 0.00
CAPITAL GAINS OR LOSS: SCH D PER COMPUTER:	\$ 0.00
OTHER GAINS OR LOSSES (Form 4797):	\$ 0.00
TOTAL IRA DISTRIBUTIONS:	\$ 0.00
TAXABLE IRA DISTRIBUTIONS:	\$ 0.00

\*\*\*\*\*

## Affidavit

- Get it notarized for FREE!
  - Ask your CCRA who offers it free on campus.

## Tax Transcript

- Request Online: [bit.ly/IRS-TT](https://bit.ly/IRS-TT)
- Request by Mail: [bit.ly/IRS4506-T](https://bit.ly/IRS4506-T)
- Request by Phone: 1-800-908-9946

# Requesting Tax Transcripts



## HOW TO REQUEST A TAX RETURN TRANSCRIPT BY PHONE

CALL 1-800-908-9946

- 1**  
**Select Language**  
Dial "1" for English  
OR  
Dial "2" for Spanish
- 2**  
**Enter SSN or ITIN**  
The Social Security Number or ITIN must match the records from your 2024 taxes.  
(Dial "1" to confirm or "2" to re-enter the information)
- 3**  
**Verify Address**  
**Street Number**  
Must match the records from your 2024 Taxes  
(Example: If you live on "123 Rainbow St., you would dial "123")
- 4**  
**Request Tax Return Transcript**  
You will have to wait until the voice message is over and then you will dial "2" to request "Tax Return Transcript"
- 5**  
**Enter Tax Year**  
You will then be asked to dial the year that you are requesting the tax transcript for. You will dial "2024"  
Dial "1" to confirm or "2" to re-enter the information)
- 6**  
**Confirm**  
Wait for the voice message to be over until it asks you to dial "1" to confirm your request.  
(If you hang up before confirming the request, it will NOT be processed and you will have to start over again)

YOU WILL RECEIVE YOUR TAX TRANSCRIPT IN THE MAIL IN ABOUT 5-10 DAYS

**Form 4506-T** Request for Transcript of Tax Return

Department of the Treasury Internal Revenue Service

OMB No. 1545-1872

Do not sign this form unless all applicable lines have been completed.  
Request may be rejected if the form is incomplete or illegible.  
For more information about Form 4506-T, visit [www.irs.gov/form4506-T](http://www.irs.gov/form4506-T).

Tip. Use Form 4506-T to order a transcript or other return information free of charge. See the product list below. You can quickly request transcripts by using our automated self-help service tools. Please visit us at [IRS.gov](http://IRS.gov) and click on "Get a Tax Transcript..." under "Tools" or call 1-800-908-9946. If you need a copy of your return, use Form 4506, Request for Copy of Tax Return. There is a fee to get a copy of your return.

1a Name shown on tax return. If a joint return, enter the name shown first.

1b First social security number on tax return, individual taxpayer identification number, or employer identification number (see instructions)

2a If a joint return, enter spouse's name shown on tax return.

2b Second social security number or individual taxpayer identification number if joint tax return

3 Current name, address (including apt., room, or suite no.), city, state, and ZIP code (see instructions)

4 Previous address shown on the last return filed if different from line 3 (see instructions)

5 If the transcript or tax information is to be mailed to a third party (such as a mortgage company), enter the third party's name, address, and telephone number.

Caution: If the tax transcript is being mailed to a third party, ensure that you have filled in lines 6 through 9 before signing. Sign and date the form once you have filled in these lines. Completing these steps helps to protect your privacy. Once the IRS discloses your tax transcript to the third party listed on line 5, the IRS has no control over what the third party does with the information. If you would like to limit the third party's authority to disclose your transcript information, you can specify this limitation in your written agreement with the third party.

6 Transcript requested. Enter the tax form number here (1040, 1065, 1120, etc.) and check the appropriate box below. Enter only one tax form number per request.

a Return Transcript, which includes most of the line items of a tax return as filed with the IRS. A tax return transcript does not reflect changes made to the account after the return is processed. Transcripts are only available for the following returns: Form 1040 series, Form 1065, Form 1120, Form 1120-A, Form 1120-H, Form 1120-L, and Form 1120S. Return transcripts are available for the current year and returns processed during the prior 3 processing years. Most requests will be processed within 10 business days.

b Account Transcript, which contains information on the financial status of the account, such as payments made on the account, penalty assessments, and adjustments made by you or the IRS after the return was filed. Return information is limited to items such as tax liability and estimated tax payments. Account transcripts are available for most returns. Most requests will be processed within 10 business days.

c Record of Account, which provides the most detailed information as it is a combination of the Return Transcript and the Account Transcript. Available for current year and 3 prior tax years. Most requests will be processed within 10 business days.

7 Verification of Nonfiling, which is proof from the IRS that you did not file a return for the year. Current year requests are only available after June 15th. There are no availability restrictions on prior year requests. Most requests will be processed within 10 business days.

8 Form W-2, Form 1099 series, Form 1098 series, or Form 5498 series transcript. The IRS can provide a transcript that includes data from these information returns. State or local information is not included with the Form W-2 information. The IRS may be able to provide this transcript information for up to 10 years. Information for the current year is generally not available until the year after it is filed with the IRS. For example, W-2 information for 2011, filed in 2012, will likely not be available from the IRS until 2013. If you need W-2 information for retirement purposes, you should contact the Social Security Administration at 1-800-772-1213. Most requests will be processed within 10 business days.

Caution: If you need a copy of Form W-2 or Form 1099, you should first contact the payer. To get a copy of the Form W-2 or Form 1099 filed with your return, you must use Form 4506 and request a copy of your return, which includes all attachments.

9 Year or period requested. Enter the ending date of the year or period, using the mm/dd/yyyy format. If you are requesting more than four years or periods, you must attach another Form 4506-T. For requests relating to quarterly tax returns, such as Form 941, you must enter each quarter or tax period separately.

Caution: Do not sign this form unless all applicable lines have been completed.

Signature of taxpayer(s). I declare that I am either the taxpayer whose name is shown on line 1a or 2a, or a person authorized to obtain the tax information requested. If the request applies to a joint return, at least one spouse must sign. If signed by a corporate officer, 1 percent or more shareholder, partner, managing member, guardian, tax matters partner, executor, receiver, administrator, trustee, or party other than the taxpayer, I certify that I have the authority to execute Form 4506-T on behalf of the taxpayer. Note: This form must be received by IRS within 120 days of the signature date.

Sign Here

Signature (see instructions)

Date

Title (if line 1a above is a corporation, partnership, estate, or trust)

Spouse's signature

Date

Phone number of taxpayer on line 1a or 2a

For Privacy Act and Paperwork Reduction Act Notice, see page 2.

Cat. No. 37967N

Form 4506-T (Rev. 7-2017)

## 4506-T Form

- IRS Non-Filer Letter  
(if no taxes filed)
- Request Tax Transcript

Request Online: [bit.ly/IRS-TT](http://bit.ly/IRS-TT)  
Request by Mail: [bit.ly/IRS4506-T](http://bit.ly/IRS4506-T)  
Request by Phone: 1-800-908-9946



# Selective Service Registration\*

### Male Students:

- Fill & mail out Selective Service Registration form
- Male student must be at least 18 years old
- Should receive SS Registration card **within 30 days** of mailing it
- Keep a copy of registration form. Most universities will allow just a copy of registration form and can submit card later.
- **Make sure student SIGNS the SS card**

<b>SELECTIVE SERVICE SYSTEM REGISTRATION FORM</b> Register online ( <a href="http://www.sss.gov">www.sss.gov</a> ) or complete this form		<b>DO NOT WRITE IN THIS SPACE</b>
<b>PRINT ONLY IN BLACK INK AND IN CAPITAL LETTERS ONLY</b>		
<b>1</b> DATE OF BIRTH: (MM-DD-YYYY) <div style="border: 1px solid black; width: 100px; height: 25px; margin-top: 5px;"></div>	<b>2</b> SEX: (Mark with "X") <div style="display: flex; justify-content: space-around; margin-top: 5px;"> <input type="checkbox"/> Male           <input type="checkbox"/> Female         </div>	<b>3</b> SOCIAL SECURITY NUMBER <div style="display: flex; justify-content: space-around; margin-top: 5px;"> <div style="border: 1px solid black; width: 40px; height: 25px;"></div> <div style="border: 1px solid black; width: 40px; height: 25px;"></div> <div style="border: 1px solid black; width: 40px; height: 25px;"></div> </div>
<b>4</b> LAST NAME <div style="border: 1px solid black; width: 100%; height: 25px; margin-top: 5px;"></div>	SUFFIX: (Mark with "X") <div style="display: flex; justify-content: space-around; margin-top: 5px;"> <div style="border: 1px solid black; width: 40px; height: 25px; text-align: center;">JR</div> <div style="border: 1px solid black; width: 40px; height: 25px; text-align: center;">III</div> <div style="border: 1px solid black; width: 40px; height: 25px;"></div> </div>	
FIRST NAME & MIDDLE NAME <div style="border: 1px solid black; width: 100%; height: 25px; margin-top: 5px;"></div>		
<b>5</b> CURRENT MAILING ADDRESS: STREET ADDRESS & APARTMENT NUMBER <div style="border: 1px solid black; width: 100%; height: 25px; margin-top: 5px;"></div>		
<b>6</b> CITY <div style="border: 1px solid black; width: 100%; height: 25px; margin-top: 5px;"></div>	STATE <div style="border: 1px solid black; width: 40px; height: 25px; margin-top: 5px;"></div>	ZIP CODE <div style="border: 1px solid black; width: 80px; height: 25px; margin-top: 5px;"></div>
<b>7</b> TODAY'S DATE: (MM-DD-YYYY) <div style="display: flex; justify-content: space-around; margin-top: 5px;"> <div style="border: 1px solid black; width: 40px; height: 25px;"></div> <div style="border: 1px solid black; width: 40px; height: 25px;"></div> <div style="border: 1px solid black; width: 40px; height: 25px;"></div> </div>	I AFFIRM THE FOREGOING STATEMENTS ARE TRUE <div style="border: 1px solid black; width: 100%; height: 60px; margin-top: 5px;"></div>	
<b>SIGNATURE</b> <div style="border: 1px solid black; width: 100%; height: 40px; margin-top: 5px;"></div>		AGENCY USE <div style="border: 1px solid black; width: 80px; height: 40px; margin-top: 5px;"></div>

SSS FORM 1 (JAN 12)      OMB APPROVAL 3240-0002

We estimate the public reporting burden for this collection will vary from two minutes per response, including time for reviewing instructions, searching existing data sources, gathering data, and completing and reviewing the information. Send comments regarding the burden statement or any other aspects of the collection of information, including suggestions for reducing this burden to: Selective Service System, SSS Forms Office (3240-0002), Arlington, VA 22209-3426. The OMB control number 3240-0002, is currently valid. Persons are not required to respond to this collection unless it displays a valid OMB control number.

Registration Acknowledgment		SSS Form 3A (Apr-11)	
SELECTIVE SERVICE NUMBER	DATE OF BIRTH	SOCIAL SECURITY NUMBER	LAST ACTION DATE
93-0857687-6	08-14-93	XXX-XX-0986	08-26-11
NAME AND CURRENT MAILING ADDRESS		The Selective Service System thanks you for registering. This form is your official Registration Acknowledgment. Cut it out and safeguard it as your proof of having registered.	
MICHAEL JOHN HIMLIE 25 3RD ST SW ARMONY, MN 55939		DIRECTOR	
SIGNATURE OF REGISTRANT		Lawrence G. Romo	

# Earnings Statement

What if my parents don't file taxes and don't have an SSN, ITIN, etc.?

- Special circumstance for non-filers
- **Must be signed & notarized**
- Explain situation of each student.
- **FormSwift:** templates provided to create letter explaining special circumstances.

Full Date

To Whom It May Concern:

I, **Parent Name**, work in **general construction** in Houston. I do not have a Social Security Number. I also do not have an ITIN. I did not file taxes for the year 2020. I provide financial support for my daughter, **Student Name**. My approximate yearly earnings for 2020 were of \$XX,XXX.

Sincerely,

Parent Name  
Parent Number

**Templates:**  
**[bit.ly/Swiftforms](https://bit.ly/Swiftforms)**

# TASFA Submission Steps

## 1. Gather

Gather required documents and work with advisor to complete TASFA application



## 2. Complete & Review

Collect documents & fill out any college-specific forms.

Triple-check all documents



## 3. Submit

Submit electronically *OR* mail out *OR* deliver in-person








## 4. Follow Up

Follow up with colleges to confirm your Texas residency status. May be asked to submit “**Core Residency Questionnaire**”



# Fulfilling Graduation Requirement

- To meet this Texas graduation requirement, students must complete one of the following:
-  Submit the FAFSA (Free Application for Federal Student Aid)
-  Submit the TASFA (Texas Application for State Financial Aid)
-  Submit a signed Opt-Out Form if you do not qualify for either
- Once completed, students must upload proof in SchoolLinks by submitting:
  -  A screenshot of your FAFSA/TASFA confirmation page **(with your name visible)**, or
  -  A copy of your signed Opt-Out Form

Need help? Watch this short tutorial:

-  [How to Upload Financial Aid Confirmation in SchoolLinks](#)

# Financial Aid Application — Workshop —



Hosted By :  
ACHS's College & Career  
Readiness Advisor  
Ms. Walea

Bring the following with you:

- 2024 Tax Return (1040) & W-2s for student and parent(s)
- Social Security Number(s) (if applicable)
- Parent and student email addresses
- FSA ID username & password (for FAFSA only)
  - create at [studentaid.gov/fsa-id](https://studentaid.gov/fsa-id)
- Proof of income (if taxes weren't filed)
  - last 3 pay stubs or income statement
- Identification (driver's license or state ID)
- Laptop




**WEDNESDAY**  
**OCTOBER 22, 2025**  
5:00 pm - 7:00 pm



**Almeta Crawford HS**  
Cafeteria





**FOLLOW THE CCR CENTER ON**

*social media*

**@ACHS\_CCR\_CENTER**



**@ACHSCCRCENTER**



**GROUP CODE  
W6C3-3ZD5-W89C2**



**@ACHS.CCR.CENTER**

**THANKS FOR FOLLOWING!**

Visit the CCR Website: [bit.ly/ACHSccrWebsite](https://bit.ly/ACHSccrWebsite) (case-sensitive)



# **Time to create your accounts!**

**FAFSA: [studentaid.gov](https://studentaid.gov)**

**TASFA: [bit.ly/eTASFA](https://bit.ly/eTASFA) (case-sensitive)**

**USE YOUR PERSONAL EMAIL ADDRESS!!**