

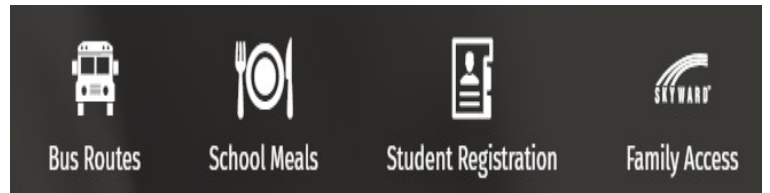
Fort Bend Independent School District Learning Model Selection 2021

Below is the job aid for parents showing how to complete the Learning Model Selection 2021. This job aid is available on Skyward Family Access page under [Helpful "How To" Documentation](#).

Begin by clicking **“Skyward - Family Access”**, located at the bottom of your screen.

Then click on **“Login to Family Access”**.

When the login screen opens, type in your Family Access login and password, and click on the **“Sign In”** button.



SKYWARD FAMILY ACCESS

[Login to Family Access](#)

The process is not compatible using the Skyward mobile app. However, the process can be completed using a mobile device via a web browser (i.e. Firefox or Chrome).



FORT BEND INDEPENDENT SCHOOL DISTRICT
FBISD PRODUCTION

A screenshot of the login interface. It features a 'Login ID:' field with a purple background, a 'Password:' field, and a 'Sign In' button. Below the button is a link for 'Forgot your Login/Password?'. At the bottom, there is a 'Login Area:' dropdown menu currently set to 'Family/Student Access'. A version number '05.13.10.00.03-10.2' is visible in the bottom right corner of the login area.

Fort Bend Independent School District Learning Model Selection 2021

- Click on **"Online Forms"**.
- Select Learning Model Selection 2021 and Click on **"Fill Out Form"**.
(Process needs to be completed for each child).

Best practice, click on **"View Full Screen"** located on the top of the form.

The form will open and there are two fields to be completed as well as your signature.

- A.** From the dropdown select –
- Yes**-my child will attend school in person or
 - No**-my child will continue online-only instruction.

- B.** From the dropdown, select **YES** to acknowledge the Timeframe Commitment.

Learning Model Selection and Timeframe Commitment Acknowledgement

1. When FBISD begins face-to-face instruction, will your child attend school in person?
 selecting the learning model above, I acknowledge that I am participating in this selected learning model for the duration of the first semester. I also understand that I will be required to switch learning models at the end of a nine-week grading period.

2. Timeframe Commitment Acknowledgement: By selecting the learning model above, I acknowledge that I am participating in this selected learning model for the duration of the first semester. I also understand that I will be required to switch learning models at the end of a nine-week grading period.
 Acknowledgement :

Acknowledgement of Student Code of Conduct and Student Parent Handbook
 My child and I have been given the option to receive a paper copy of or to electronically access Fort Bend ISD's Student Code of Conduct and Student Parent Handbook. I have read and understand the handbook and agree to the terms and conditions.
 Acknowledgement :

Fort Bend Independent School District Learning Model Selection 2021

C. Signature is a required field and the date will populate.

D. After signing click on **“Complete Step 1 and move to Step 2”**. If viewing full screen the button is on the top, if minimized the button is on the bottom.

E. Click on **“Submit Learning Model Selection 2021”** to complete the process.

After submitting, you will see that the process has been completed successfully.

C

Student/Parent/Guardian's Signature Required for Completion Needed

Parent/Guardian's Name:

Date:

D

Complete Step 1 and move to Step 2

E

**Submit Learning Model Selection
2021**

STUDENT34M (SARTARTIA M S)



Learning Model Selection 2021 was successfully completed and submitted to the district for STUDENT34M on Tue Sep 1, 2020 10:15am by GUARDIAN34 SAMPLE.

Fort Bend Independent School District Google Translate

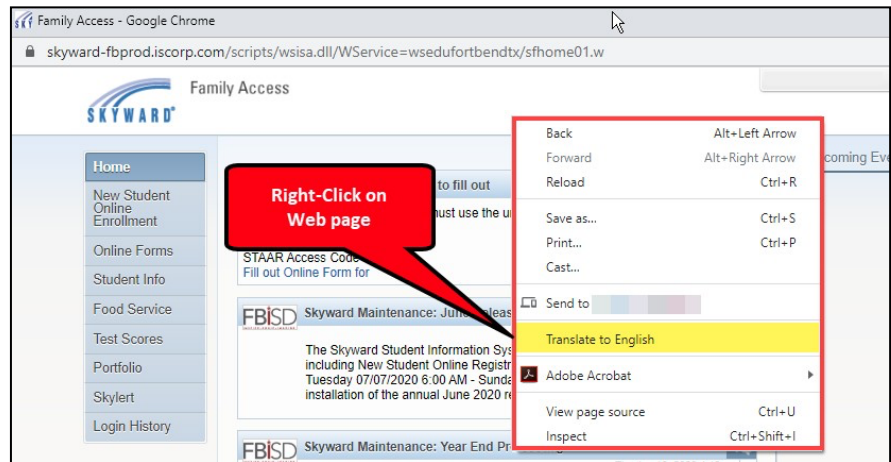
Any **Google Chrome** Browser page, including Family Access, can be translated into different languages, such as Spanish, Ukrainian, Russian, and more, using the **Google Chrome** Internet Browser. It also works with Family Access Forms, Messages and most screens.

For use with **Google Chrome**
Internet Browser.

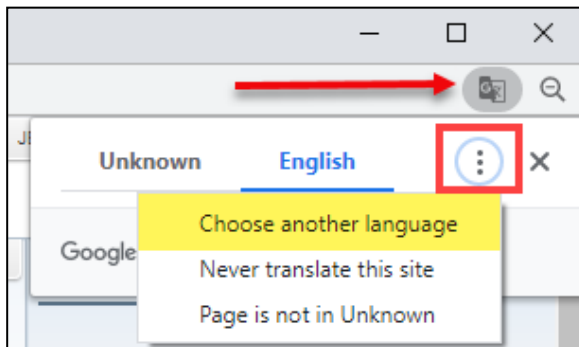
Works on a Chromebook too!



From any page that needs translating, using the mouse **Right-Click** and choose **Translate to**



Note: the language displayed after Translate to is the last language translated. It might not be the desired language, but that can be changed in the next step.



After the page is translated, to change languages click the icon in the upper right corner and select **Choose Another Language**.

Scroll through the list of available languages, select the desired language to **Translate into** and click **Done**.

