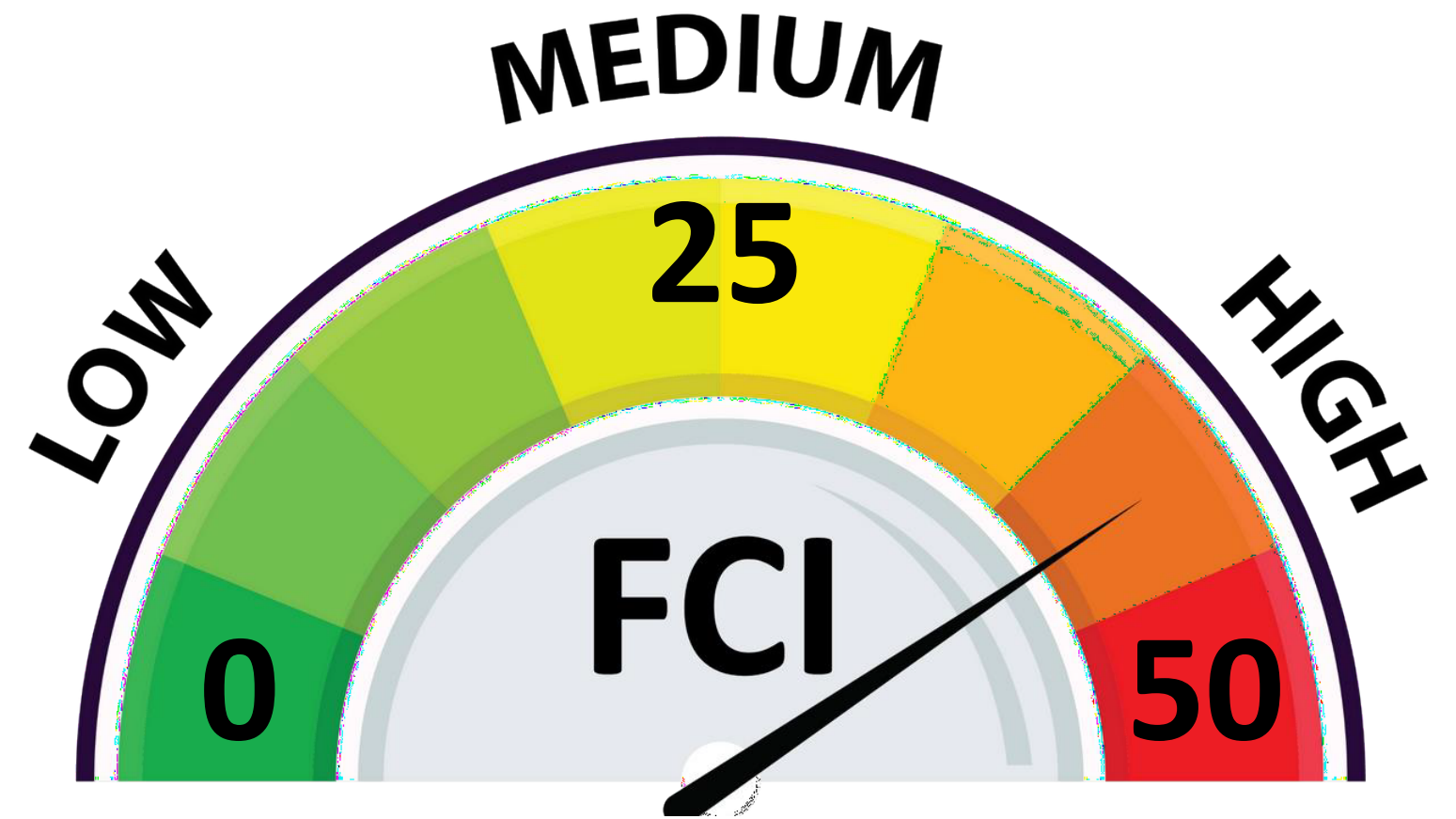




FACILITY CONDITION INDEX

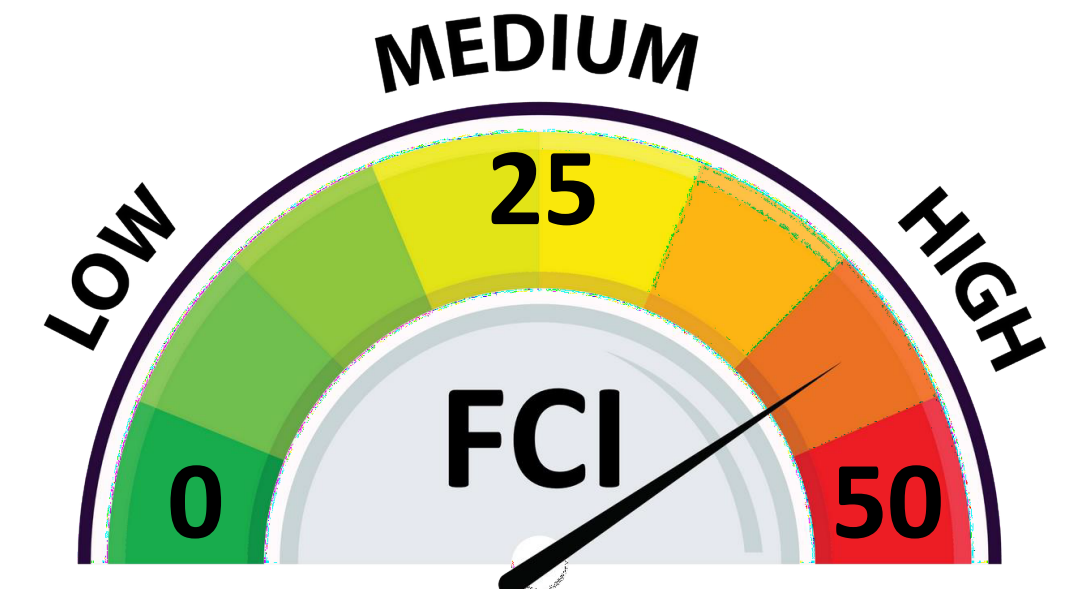
2025 UPDATE



THE WHAT AND THE HOW...

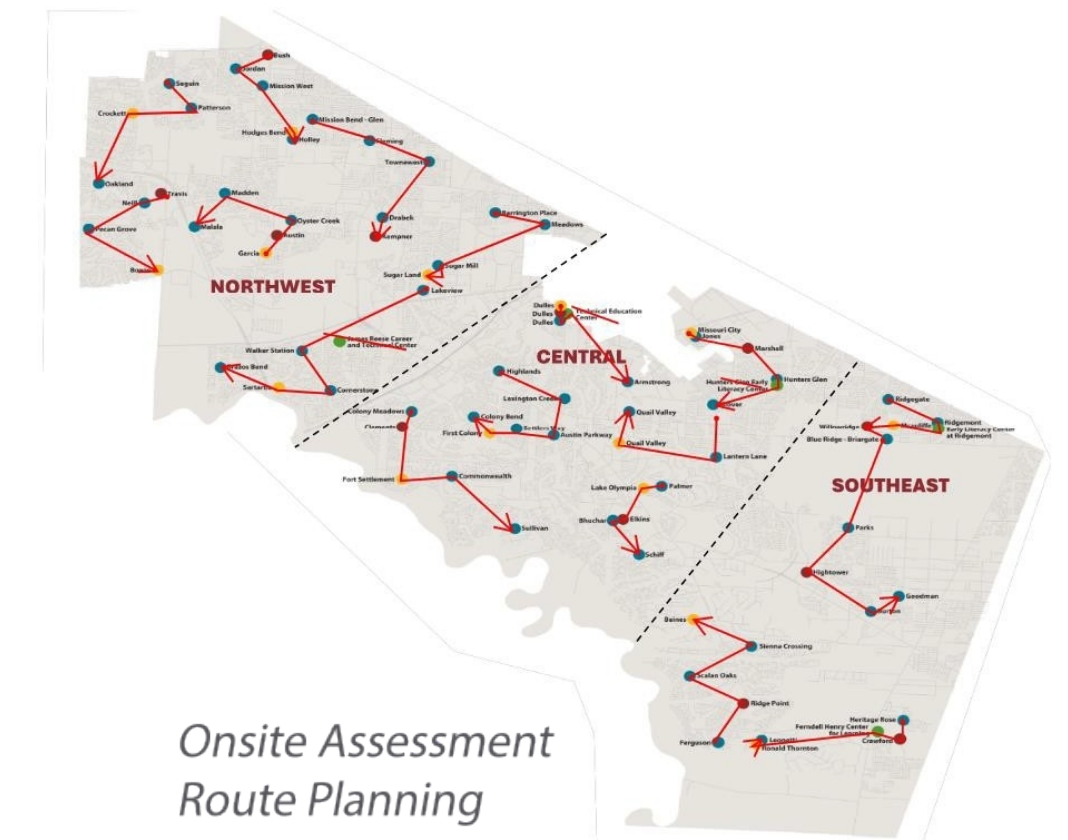
WHAT IS A FACILITIES CONDITION INDEX (FCI)?

- A score given to a campus that compares the cost of repairing existing deficiencies to the cost of replacing the facility.
- New campuses generally have minimal deficiencies and therefore receive a low FCI score, typically near 0%, which appears in the **green range**.



HOW DO YOU GET THE DATA FOR AN FCI REPORT?

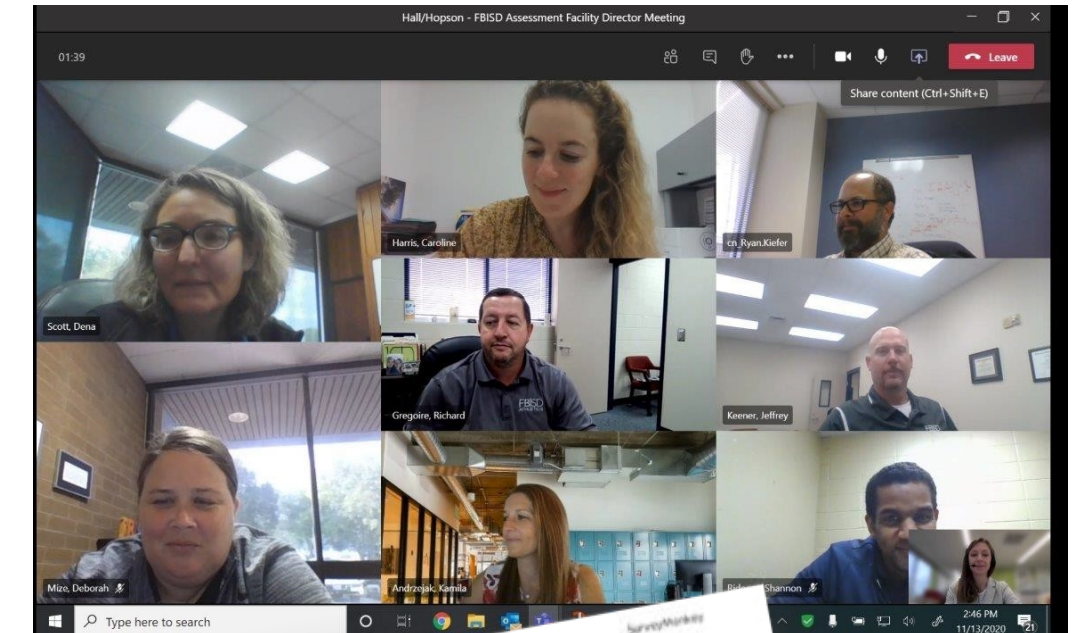
- Developed using a combination of multidisciplinary onsite facility assessments/site visits, district data, and staff input.



2021 LONG RANGE FACILITY MASTER PLAN UPDATE

2021 REQUESTED SCOPE OF WORK

- Multidisciplinary Assessment Walks at Every Facility
- Interviews – Campus Leadership, District Maintenance
- Departmental Focus Meetings
- Facility Surveys
- Updated Floor Plans
- Database of Assessment Findings and Recommendations
- Detailed Line-Item Pricing
- Capacity Studies
- Major Project Cost Worksheets
- Developed Educational Specifications for ES, MS, HS levels
- Updated Technical Design Guidelines

Two overlapping SurveyMonkey forms titled "FORT BEND INDEPENDENT SCHOOL DISTRICT 2020 FACILITIES ASSESSMENT UPDATE Facility Questionnaire". The forms are numbered #113 and #20. Both forms are marked as "COMPLETE". The forms contain sections for "Page 2: CONTACT & FACILITY INFORMATION" and "Page 3: COVID Related Concerns". The forms are filled out with handwritten information, including contact names, titles, phone numbers, and email addresses. The SurveyMonkey logo is visible in the top right corner of the forms.

*Multiple Stakeholder
Feedback Opportunities*

2025 FACILITY CONDITION INDEX AUDIT

2025 REQUESTED SCOPE OF WORK

- Update to 2021 Assessment Effort
- Multidisciplinary Assessment Walks at Every Campus Focused on Evaluating Major Building Systems
- Review of Existing Documentation
 - 2021 Assessment Data
 - 2023 Bond Project Scope
 - Recent Contractor Pay Applications
 - Floor Plans
 - District Standards
- Coordination with FBISD Design and Construction
- Refined Audit Database Generating Updated FCI Score



*Images of Major Building
Systems Captured
during Assessments*

WHAT CAUSES FCI CHANGE?

WHY WOULD THE FCI CHANGE?

- 2018 and 2023 Bond Scope
 - Completed campus and facility improvement projects can reduce deficiencies
- Major Systems Reaching End of Life / Aging Infrastructure
 - HVAC, roofing, electrical, and other systems naturally age, despite being well-maintained
- Changing Requirements
 - Updated codes and district standards can identify new deficiencies

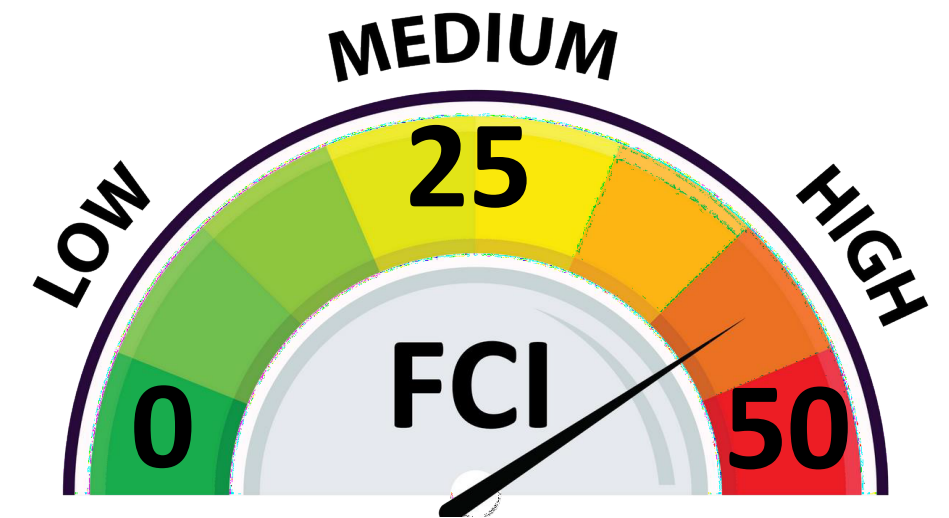


*Construction Progress at
Lantern Lane ES,
Receiving Improvements
from 2023 Bond*

READING THE 2025 FCI COMPARISON REPORT

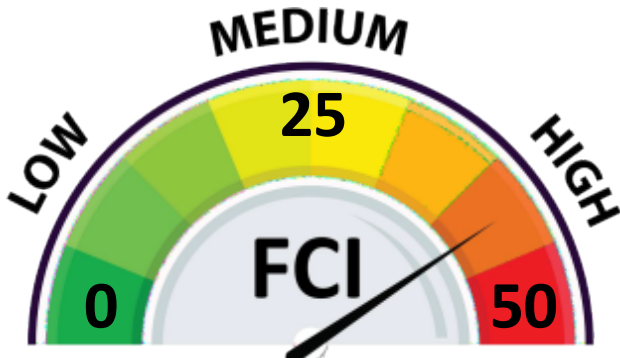
HIGH SCHOOL FCI COMPARISON REPORT

FACILITY	YEAR BUILT	2021 FCI	2025 FCI	NOTES
Austin High	1995	35%	29%	
Bush High	2001	28%	34%	
Clements High	1983	59%	REBUILD IN PROGRESS	
Crawford High	2023	N/A	N/A	OPEN 2023
Dulles High	1962	40%	54%	
Elkins High	1992	37%	31%	
Hightower High	1998	40%	34%	
Kempner High	1988	39%	32%	
Marshall High	2002	39%	30%	
Progressive High		N/A	40%	
Ridge Point High	2010	17%	20%	
Travis High	2006	29%	21%	
Willowridge High	1979	38%	39%	




EXAMPLES

CAMPUS	YEAR	2021 FCI	2025 FCI	NOTES
MISSION BEND ELEMENTARY	1981	42%	1%	MISSION ES




**Note: Mission ES built and opened in 2025*

CAMPUS	YEAR	2021 FCI	2025 FCI
LATERN LANE ELEMENTARY SCHOOL	1979	46%	28%



CAMPUS	YEAR	2021 FCI	2025 FCI
SCHIFF ELEMENTARY SCHOOL	2008	20%	27%





QUESTIONS