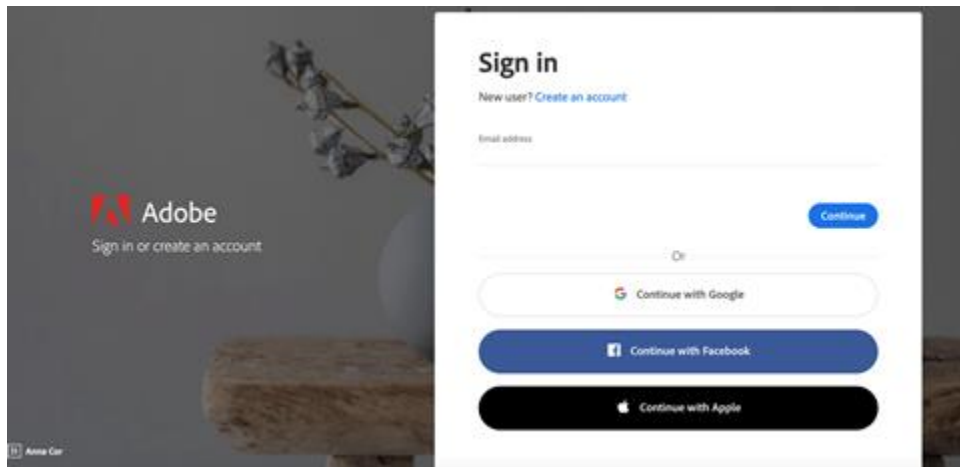


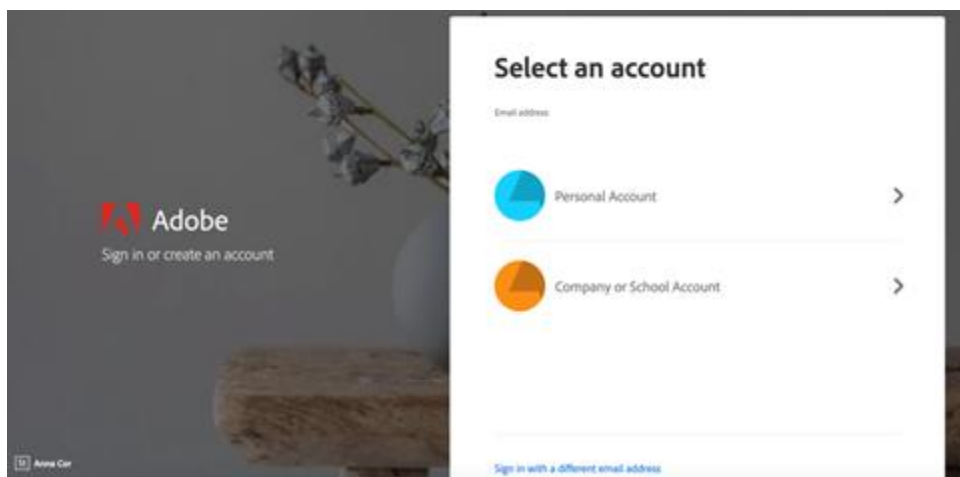
Dear Students & Educators,

As a result of campus closure, student access to Adobe Creative Cloud in labs and classrooms is not available. Adobe has provided **temporary at-home access** for impacted students and educators, so that they can continue their work remotely. The temporary access will remain in place till **January 31st 2010**. Please follow the instructions below to enable access to Creative Cloud Desktop Apps **on your personally owned device**.

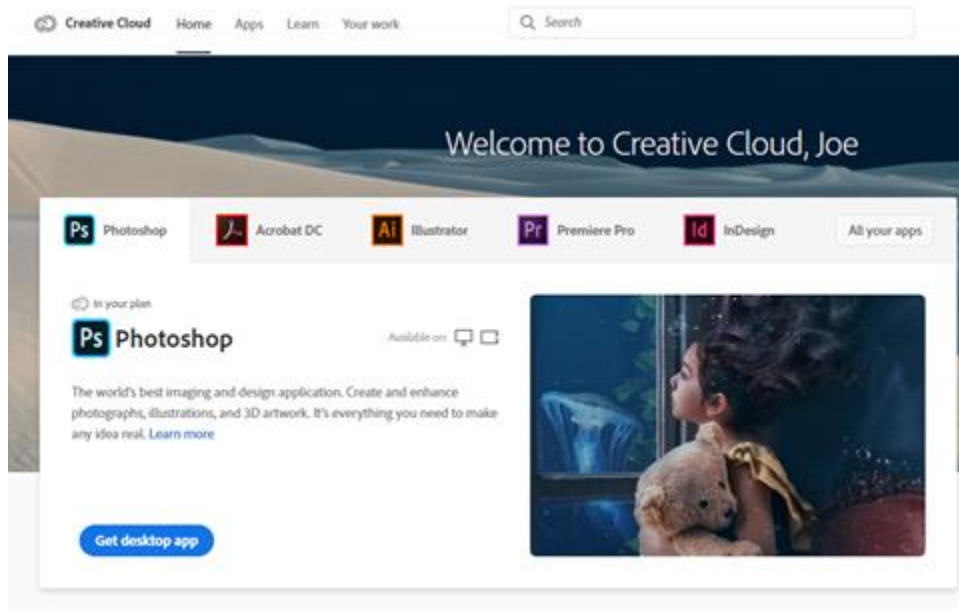
1. Visit <https://creativecloud.adobe.com> and use your school credentials to sign in.



2. If prompted, select Company or School Account and then enter your password. Or provide your credentials in your school's login screen.



3. From the Creative Cloud website, browse for and download your desired app. Click **Apps** on the top of the page to view all apps.



For more information on how to download or install apps, see [Download and Install Creative Cloud apps](#).

For educators and school leaders seeking to engage students during campus closures, Adobe has curated resources to help them discover inspiring projects, best practices, and new ideas so they can continue to drive valuable learning in virtual environments. For more information on Adobe's distance learning resources [please click here](#).

Regards,

FBISD
IT Department

Please visit this [Help page](#) if you have questions.